

IN THE SUPREME COURT OF THE STATE OF KANSAS

**FILED**

**FEB 27 2015**

HEATHER L. SMITH  
CLERK OF APPELLATE COURTS

LUKE GANNON, *et al*,


Appellees

v.

THE STATE OF KANSAS,

Appellant.

Case No. 15-113267-S



**CORRECTED MOTION FOR AN ORDER STAYING FURTHER PANEL  
PROCEEDINGS PENDING DISPOSITION OF THE PENDING APPEAL OR, IN THE  
ALTERNATIVE, AN ORDER REMANDING THE CASE FOR THE LIMITED  
PURPOSE OF HAVING THE PANEL RESOLVE THE STATE'S PENDING MOTION  
TO ALTER OR AMEND**

On February 18, 2015, the State docketed its appeal from the December 30, 2014, Memorandum Opinion and Order on Remand ["Remand Order"] of the three-judge Panel appointed under K.S.A. 72-64b03 declaring unconstitutional the school finance system in Kansas. The State's Brief is due on March 30, 2015. Prior to filing its notice of appeal, the State had made a motion requesting the Panel to alter or amend its December 30, 2014, decision by making explicit factual findings. The Panel had not ruled on that motion when the appeal was docketed on February 18, 2015. Now, although the appeal from the Remand Order has been docketed in this Court, the Panel has scheduled a hearing for March 5, 2015, on the State's motion to alter or amend the Remand Order.

If jurisdiction is now lodged in this Court by virtue of the docketed appeal, as the State contends it is, then the Panel no longer has jurisdiction to consider the State's motion to alter and amend the Remand Order. The State thus requests that this Court stay any further proceedings

before the Panel regarding the State's motion on the grounds of lack of jurisdiction given the pending appeal or, alternatively, that this Court order a remand of this case to the Panel for the limited purpose of resolving the State's motion to alter or amend.<sup>1</sup>

*Background to the Motion for Stay or, alternatively, for Remand*

The Remand Order under appeal is entry of a declaratory judgment that the Kansas public education financing system for grades K-12—through structure and implementation—is not presently reasonably calculated to have all Kansas public education students meet or exceed the “Rose factors” and, therefore, is unconstitutional in violation of Article 6 of the Kansas Constitution. The Remand Order was filed on December 30, 2014. A copy is attached hereto as Exhibit A.

This Remand Order followed this Court's remand of the first appeal in this case, *Gannon v. State*, 298 Kan. 1107, 319 P.3d 1196 (2014) [*“Gannon”*]. In the part pertinent to the State's appeal, this Court's mandate to the Panel was to do the following:

We also remand to the panel to determine whether the State met its duty to provide adequacy in public education as required under Article 6 of the Kansas Constitution. Although adequacy and equity are distinct components of Article 6, they do not exist in isolation from each other. So curing of the equity infirmities may influence the panel's assessment of the adequacy of the overall education funding system.

The panel shall promptly make findings as appropriate, consider whatever evidence it deems relevant--whether presently in the record or after reopening--and apply the adequacy test articulated in this opinion. More specifically, the panel must assess whether the public education financing system provided by the legislature for grades K-12--through structure and implementation--is reasonably calculated to have all Kansas public education students meet or exceed the standards set out in *Rose v. Council for Better Educ., Inc.*, 790 S.W.2d 186 (Ky. 1989), and as presently codified in K.S.A. 2013 Supp. 72-1127.

---

<sup>1</sup> On January 26, 2015, Plaintiffs filed a motion seeking a declaration that the State had fallen out of compliance with this Court's directions regarding the “equity” aspect of this case, and seeking injunctive relief against the State. That motion does not involve matters that are the subject of the currently pending appeal before this Court, and thus the State is not asking the Court to take any action regarding the Panel's consideration of that motion.

*Id.* at 1199-1200. The December 30, 2014, Remand Order is the Panel's effort to address constitutional adequacy of school funding under Article 6 and thereby satisfy this Court's mandate.

The Court's jurisdiction to decide the State's appeal from the Remand Order is under K.S.A. 60-2102(b)(1). Under this statute, the right to appeal applies to "preliminary and final decisions in which a statute of this state has been held unconstitutional as a violation of Article 6 of the constitution of the state of Kansas pursuant to K.S.A. 72-64b03, and amendments thereto." *Id.*

The State filed its notice of appeal on January 28, 2015. It had earlier, on January 23, 2015, filed with the Panel a motion to alter and amend the Remand Order (K.S.A. 60-259(f)) and for additional findings of fact (K.S.A. 60-252(b)). Although the State may not have been required to file a notice of appeal until after a decision was made on its post-judgment motion (if in fact the filing of the motion tolled the time for taking an appeal), the State chose to eliminate any possible uncertainty by filing its Notice of Appeal within 30 days of the Panel's December 30, 2014, Remand Order. The State thought it prudent to be sure there could be no question that it has taken a timely appeal. The appeal was docketed on February 18, 2015, so the Panel had approximately 26 days to consider the State's motion, but made no ruling during that time. At this time, the State's opening brief in this Court is due March 30, 2015, but it is impossible to properly brief issues arising from the Remand Order if it remains possible the Panel may, at some unspecified time after the scheduled March 5, 2015, hearing, alter the Remand Order upon which the State's appeal is based.

Under longstanding Kansas law, the docketing of an appeal divests the trial court of jurisdiction over the matters that are the subject of the appeal. *State v. Fritz*, 299 Kan. 153, 155, 321 P.3d 763 (2014) (district court loses jurisdiction over case after direct appeal docketed);

*Northern Natural Gas Co. v. ONEOK Field Servs. Co., LLC*, 296 Kan. 906, 937, 296 P.3d 1106 (2013) (court lacks jurisdiction to modify a judgment after it has been appealed and the appeal is docketed at the appellate level); *Honeycutt v. City of Wichita*, 251 Kan. 451, 461, 836 P.2d 1128 (1992) (trial court keeps jurisdiction until the appeal is docketed in the appellate court).


Applying that rule here, the Panel cannot now alter or amend its December 30, 2014, Remand Order, and there is no legal basis for conducting oral arguments or further proceedings before the Panel on March 5, 2015 regarding the State's post-judgment motion.

*Request for Relief*

Thus, the State requests that this Court issue an order staying the Panel from considering or acting on the State's post-judgment motion during the March 5, 2015, hearing for lack of jurisdiction given the pending appeal or, alternatively, remanding the case to the Panel for the limited purpose of ruling on the State's pending post-trial motion.

Respectfully submitted,

OFFICE OF ATTORNEY GENERAL  
DEREK SCHMIDT

By:  \_\_\_\_\_  
Derek Schmidt, KS Sup. Ct. No. 17781

Attorney General of Kansas  
Jeffrey A. Chanay, KS Sup. Ct. No. 12056  
Chief Deputy Attorney General  
Stephen R. McAllister, KS Sup. Ct. No. 15845  
Solicitor General of Kansas  
M. J. Willoughby, KS Sup. Ct. No. 14059  
Assistant Attorney General

Memorial Bldg., 2nd Floor  
120 SW 10th Avenue  
Topeka, Kansas 66612-1597  
Tel: (785) 296-2215  
Fax: (785) 291-3767  
E-mail: jeff.chanay@ag.ks.gov  
stevermac@fastmail.fm

mj.willoughby@ag.ks.gov

HITE, FANNING & HONEYMAN, LLP  
Arthur S. Chalmers, KS Sup. Ct. No. 11088  
Gaye B. Tibbets, KS Sup. Ct. No. 13240  
Jerry D. Hawkins, KS Sup. Ct. No. 18222  
Rachel E. Lomas, KS Sup. Ct. No. 23767  
100 North Broadway, Suite 950  
Wichita, Kansas 67202  
Tel: (316) 265-7741  
Fax: (316) 267-7803  
E-mail: chalmers@hitefanning.com  
tibtets@hitefanning.com  
hawkins@hitefanning.com  
lomas@hitefanning.com

Attorneys for the State of Kansas

**CERTIFICATE OF SERVICE**

The undersigned hereby certifies that on the 27th day of February, 2015, a true and correct copy of the above and foregoing was mailed, postage prepaid, and delivered by electronic mail to:

Mr. Alan L. Rupe  
Kutak Rock LLP  
1605 N. Waterfront Pkwy, Ste. 150  
Wichita, KS 67206

Mr. John S. Robb  
Somers, Robb & Robb  
110 East Broadway  
Newton, KS 67114-0544


*Attorneys for Plaintiffs*

*And was mailed, postage prepaid, to:*

The Honorable Franklin R. Theis  
Shawnee County District Court  
200 S.E. 7<sup>th</sup> Street, Room 324  
Topeka, KS 66603

The Honorable Robert J. Fleming  
Labette County District Court  
201 South Central Street  
Parsons, KS 67357

The Honorable Jack L. Burr  
Sherman District Court  
813 Broadway, Room 201  
Goodland, KS 67735

  
M.J. Willoughby

FILED BY CLERK  
KS. DISTRICT COURT  
THIRD JUDICIAL DIST.  
TOPEKA, KS  
Am  
2014 DEC 30 A 9 19

IN THE DISTRICT COURT OF SHAWNEE COUNTY, KANSAS,  
IN THE MATTER OF PROCEEDINGS BEFORE THE  
THREE-JUDGE PANEL APPOINTED PURSUANT TO  
K.S.A. 72-64b03 IN RE SCHOOL FINANCE  
LITIGATION, to-wit:

LUKE GANNON, By his next )  
friends and guardians, et al, )  
 )  
 ) Case No. 2010CV1569  
 ) Plaintiffs, )  
 )  
 ) vs. )  
 )  
 ) STATE OF KANSAS, )  
 )  
 )  
 ) Defendant. )  
 )

**MEMORANDUM OPINION AND ORDER ON REMAND**

By an *Opinion* issued March 7, 2014, with a mandate returned to this judicial panel filed March 31, 2014, the Kansas Supreme Court has tasked this panel with an additional review, expressing its views as to the necessity therefore, as follows:

"With our adoption of *Rose*, we now clarify what Article 6 of our constitution requires. We hold its adequacy component is met when the public education financing system provided by the legislature for grades K-12—through structure and implementation is reasonably calculated to have all Kansas public education



students meet or exceed the standards set out in *Rose* and presently codified in K.S.A. 2013 Supp. 72-1127.

This test necessarily rejects a legislature's failure to consider actual costs as the litmus test for adjudging compliance with the mandates of Article 6. For example, even if a legislature had not considered actual costs, a constitutionally adequate education nevertheless could have been provided--albeit perhaps accidentally or for worthy non-cost-based reasons. And actual costs from studies are more akin to estimates than the certainties the panel suggested. Nevertheless, actual costs remain a valid factor to be considered during application of our test for determining constitutional adequacy under Article 6.

The *Gannon* panel acknowledged it used the *Montoy* case as 'the template' for determining legislative compliance with the constitutional mandate expressed in Article 6, Section 6(b). But the panel essentially used only *Montoy's* statements about basing the financing formula or funding decisions upon 'actual costs' as its exclusive test for constitutional compliance. The panel found the legislature did not consider the actual costs, *i.e.*, the studies by Augenblick & Myers or legislative post audit, of providing a 'constitutionally suitable education' in making its appropriations in its annual sessions from 2009 through 2012. The panel concluded, perhaps from this finding alone, 'that plaintiffs have established beyond any question the state's K-12 educational system now stands as unconstitutionally *underfunded*.' (Emphasis added.)



Because the panel understandably did not apply our *Rose*-based test when it extended *Montoy* to exclusively focus on cost estimates, the panel made no findings arising from that test that we may review. So we must remand for the panel to make an adequacy determination, complete with findings, after applying the test to the facts. We express no opinion whether the panel needs to reopen the record to make its adequacy determination. That decision is best left to the panel as the factfinder.

In the panel's assessment, funds from all available resources, including grants and federal assistance, should be considered. The legislative history of Article 6 reveals the intent to provide a system of educational finance that is sufficiently flexible to be able to utilize such sources. See Kansas Legislative Council, *The Education Amendment to the Kansas Constitution*, pp. 31-32 (Publication No. 256, December 1965) (noting '[t]he advisory committee emphasized that the legislature should have specific broader powers ... in matching federal funds' and expressing intent that Article 6 provide 'greater flexibility ... in ... matching new federal and private grants'). We appreciate the panel's concern about overreliance on unpredictable federal funding. But there was an obvious increase in federal monies during the years at issue in this litigation, and the legislature was constitutionally empowered to respond with adjustments in state spending. Moreover, state monies invested in the Kansas Public Employees

Retirement System (KPERs) may also be a valid consideration because a stable retirement system is a factor in attracting and retaining quality educators—a key to providing an adequate education.

The panel may consider the restrictions on the use of these federal, pension, and other funds and determine that even with the influx of these additional monies the school districts are unable to use them in the manner necessary to provide adequacy under Article 6. But regardless of the source or amount of funding, total spending is not the touchstone for adequacy.

In short, the panel should apply the Rose-based test articulated in this opinion for adequacy in school finance to the evidence it deems relevant to its analysis, recognizing the test does not require the legislature to provide the optimal system. See *U.S.D. No. 229*, 256 Kan. at 254 (issue is whether SDFQPA satisfies the constitution by providing suitable financing, not whether level of finance is optimal or the best policy). While the wisdom of the legislature's policy choices in allocating financial resources is not relevant to this analysis, the panel can consider how those choices impact the State's ability to meet the Rose factors. Ultimately, the panel must assess whether the public education financing system provided by the legislature for grades K-12 'through structure and implementation' is reasonably calculated to have all Kansas public education students

meet or exceed the standards set out in *Rose* and as presently codified in K.S.A. 2013 Supp. 72-1127."

*Gannon v. State*, 298 Kan. 1107, 1170-72 (2014).

In undertaking our obligations under the *mandate* we issued an *Order to Show Cause* on April 25<sup>th</sup> in regard to the legislative response to the Kansas Supreme Court's opinion in reference to supplemental general state aid and capital outlay funding requesting the parties' positions. We set a hearing on these two equity issues for June 11<sup>th</sup>.

Simultaneous with our filing, the State filed a "*Notice of Full Equalization Funding and Motion to Dismiss the Individual Plaintiffs and the Equity Claims*". The State further responded to our show cause order as did the Plaintiffs. In the interim to the hearing, though extraneous to the show cause order, the Plaintiffs filed a *Motion for Judgment on the Existing Record* to which the State filed a *Response* and Plaintiffs later filed a *Reply*.

At the hearing, the Court did not address adequacy issues. It did conclude that the legislature had complied with the high court's order in regard to supplemental state aid and capital outlay funding. The Court reserved the issue of whether all "equity claims" that might be embedded in an adequacy review should be dismissed. Subsequently, the Plaintiffs also filed a motion to dismiss the individual Plaintiffs. A journal entry in regard to these issues was submitted which exhibited conflict over the resulting case caption if the individual Plaintiffs were dismissed.

We now find that in regard to the dismissal of the individual Plaintiffs that the individual Plaintiffs were effectively dismissed by our original *Gannon* trial court opinion and by its affirmance on the issue of the individual Plaintiffs standing on appeal and that a further journal entry is not necessary on that issue. Further, we find that amending the caption of the case would serve no good purpose. The caption of a case but

reflects its original filing and this case is on remand and is not a new case.

Further, the opinion of this Court and that of the Kansas Supreme Court spoke to the specific equity issues resolved at the hearing. No other equity issues were addressed. We found, and do find, the legislature substantially complied with their obligations in regard to supplemental state aid and capital outlay. No further journal entry is required beyond our finding here. Further, we are of the opinion that if any equity issues arise as a matter of our adequacy review, we believe they are not precluded by the remand order.

At the hearing, we requested certain information from the Kansas State Department of Education and invited proffers from the parties of any further evidence or considerations thought appropriate. To which the State by a pleading of August 1<sup>st</sup> formally objected, but, notwithstanding, provided further information and filed its proposed *Findings of Fact and Conclusions of Law* to which the Plaintiffs responded.

The State subsequently filed a *Motion in Support of Judgment Pursuant to K.S.A. 60-252(c)* to which the Plaintiffs responded. Plaintiffs on September 2<sup>nd</sup> filed a *First Supplemental Response to the Panel's Request for Information*.

We have concluded all these motions and arguments implicitly by our opinion following. We have limited our review to the past record, but where we deemed appropriate, we have taken judicial notice of subsequent documents and legislative action which we firmly believe are not reasonably subject to dispute.

We believe the Plaintiffs' Proposed Findings of Fact attached to their pleadings for Judgment on the Existing Record speak the truth, as we also believed their original Proposed Findings of Fact spoke the truth. As before in our original *Opinion*, all facts, by whomever presented, could not reasonably be discussed individually. Facts inconsistent with our original *Opinion* and our *Opinion* issued following are rejected implicitly. We diligently searched the

State's proffers for facts or issues that would alter our original judgment or change the course of the one we now issue and found none would be of material, controlling significance. No testimony was proffered nor can we perceive of any but a pure recantation of prior testimony that would cause us to consider any had it been offered. As is obvious by the resulting opinion following, our divergence with the Plaintiffs rests principally in the amount of dollars believed to represent a state of adequacy in meeting the *Rose factors*, not the clear fact that constitutional inadequacy from any rational measure or perspective clearly has existed and still persists in the State's approach to funding the K-12 school system.

What then, at the time of our trial, was the state of the constitutional adequacy of the Kansas's K-12 educational system? Has there been any material change? We find the following:

**ADEQUACY AS A MATTER OF PRECEDENT LEGAL OPINION:**

The *Rose factors* referenced were articulated in the *Rose case*, quoted by the Kansas Supreme Court in *Gannon* as follows:

“ [A]n efficient system of education must have as its goal to provide each and every child with at least the seven following capacities: (i) sufficient oral and written communication skills to enable students to function in a complex and rapidly changing civilization; (ii) sufficient knowledge of economic, social, and political systems to enable the student to make informed choices; (iii) sufficient understanding of governmental processes to enable the student to understand the issues that affect his or her community, state, and nation; (iv) sufficient self-knowledge and knowledge of his or her mental and physical wellness; (v) sufficient grounding in the arts to enable each student to appreciate his or her cultural and historical heritage; (vi) sufficient training or preparation for advanced training in either academic or vocational fields so as to enable each child to choose and pursue life work intelligently; and (vii) sufficient levels of academic or vocational skills to enable public school students to compete favorably with their counterparts in surrounding states, in academics or in the job market.’ 790 S.W.2d at 212.”

298 Kan. at 1164.



As noted by the *Gannon* Court these factors have long been seen as substantively incorporated by Kansas statute, to-wit:

"The *Rose* court constitutional standards have been remarkably paralleled since 2005 by the Kansas Legislature's express educational goals—now set forth in K.S.A, 2013 Supp. 72-1127(c). And those statutory goals appear to signal a deliberate legislative decision to adopt the *Rose* standards as articulated by the district court quoted in U.S.D. No. 229 11 years earlier."

298 Kan. at pps. 1166-67.

As such, these standards for testing the adequacy of measures or funding of the Kansas K-12 school system have been known and hence its principles have been implicitly recognized by the Kansas judiciary at every stage, as the *Gannon* Court noted, beginning in some measure since 1994. Just as any person who enters into an agreement affected by the law, that law becomes a part of the agreement, expressed or not. Likewise here, if doubt exists, we always intended to speak in this case implicitedly in regard to K.S.A. 72-1127(c) and the *Rose* tenets it emulated. Further, if emphasis

in our original *Opinion* rested in cost analysis, it was borne of two factors.

First, the Legislative's Post Audit Study of 2006 was framed from the perspective of what it would cost to accomplish the goals set forth in K.S.A. (2005) 72-1127(c), hence, the outputs recognized were mirrored and mated to these experts' estimates of the costs to their accomplishment. See Plaintiffs' Exhibit 199: *LPA study, Appendix 2*, pps. 139-142. Further, the experts, Ducombe & Yinger, were well versed in school finance issues. *Id.*, *References* at pps. C-41, C-42. Further, though the Augenblick & Meyers study of 2002 has been characterized as overly input based, we sincerely doubt that its authors, or the objectives for which the inputs were formented, expressed or not, did so in ignorance of recognized educational objectives, such as the Rose factors, themselves formally enunciated in 1989. See also, K.S.A. (2001) 72-6439(a); Plaintiffs' Exhibit 203: *A&M study* at 111, pps. 111-1 - 111-3 and Tables 111-1, 111-2. Admittedly, however, the

performance standards were lower. *Id.*, Appendix B at "outcomes". The Rose factors, as well articulated as they are, nevertheless, seem to only express but the commonsense foundation for any enlightened K-12 educational system. As such, as the *Gannon* case noted, their lack of explicit statutory expression would not negate either their existence or their application. 278 Kan. at pps. 1166-67. Nevertheless, it must be acceded, these *Rose factors*, as specifically identified, had not until the *Gannon* case been adopted expressly as the basis for the determination of Kansas Art. 6, § 6(b) constitutional adequacy.

Secondly, in *Montoy II*, *Montoy v. State*, 278 Kan. 769 (2005), the Kansas Supreme Court had found that the 2002 Augenblick & Meyers cost estimates had been found to represent the only evidence of costs and recognized that the study evidenced a substantial shortfall in state funding based on then existing state standards 278 Kan. at 771-773. In *Montoy III*, *Montoy v. State*, 279 Kan. 817 (2005), the Court found that the

Legislature had yet to meet the cost deficiencies noted in *Montoy II* after the legislature had ordered a partial increase in funding pending a new cost study. 279 Kan. at 844-845. Finally, in *Montoy IV*, 282 Kan. 9 (2006), the Court found that the intervening Legislative Post Audit study that was performed in that interim from *Montoy III* had substantially confirmed the Augenblick & Meyers study costs and did so in terms of the cost of meeting the K.S.A. 72-1127(c) standards. Further, the *Montoy IV* Court found its past findings had been substantially met by the legislative enactments to that date, which included formula changes and the multi-year funding promised, which ultimately ended with a BSAPP of \$4492 for fiscal year 2010 (July 1, 2009 - June 30, 2010) and the enactment of a statute that provided for regular funding revisions based on inflation, *i.e.*, K.S.A. 72-64c04. However, the *Montoy IV* Court opined that substantive reliance or any defects or deficiencies in the LPA study or the ultimate effect of the statutory formula changes to the

school finance structure could not be authoritatively reached in that appeal, leaving any test of those changes or that cost study's accuracy as being representative of the adequacy of funding to a later day, if ever need be. 282 Kan. at 21, 23.

The need arose in the form of the filing of this *Gannon* case on November 2, 2010. The pleadings, and the evidence produced at this subsequent trial, over which we presided, reflected that the Plaintiffs' complaints were not so much occasioned by any shortfall or defect in the A & M study's, or the LPA study's, analysis and conclusions, but rather from the wholesale abandonment of the commitments made to the *Montoy IV* Court by the executive and legislative branches of government subsequent. Hence, we tested the underlying analysis of not only the LPA study, since it had never been tested, but also retested the A&M study as to its findings. As noted, the former was premised on meeting the *Rose* mirrored goals set out by K.S.A. 72-1127(c) enacted in the 2005 legislative session. We found the

results of that study substantially authenticated and supported, in dollar terms, what was needed to meet the K.S.A. 72-1127(c) standards, the Kansas Supreme Court's judgments made in *Montoy III* and *Montoy IV*, and, with appropriate reconciliation of the costs factors producing both studies' results, that the LPA study was relatively complementary to the A&M study's results. We, then proceeded to determine what, if any reasons existed, for the abandonment of the statutory and funding commitments made that had led to the *Montoy IV* court's release of that case in 2006 as in "substantial compliance" with its *Montoy* judgments. In this latter sense, and as did the Plaintiffs in much of the presentation of their case, we treated this case presumptively as a question of enforcement of the *Montoy* cases, hence, looking only for changes, up or down, that would require from the new facts adduced any material alteration to any of the previous conclusions reached.

As we noted, the subsequent legislative and executive retreat from that "substantial compliance" found by the *Montoy* court, at least at first, was prompted by the "Great Recession", the effects of which discombobulated government revenue streams across the entirety of the United States, as well as globally. However, its effects were moderated on state governments to some degree by federal assistance in the form of federal ARRA grants, which in Kansas were applied, *in substitution for state revenues*, in part, to mitigate the effect of the revenue shortfalls on the Kansas K-12 educational system. By an example, sixty-six percent (66%) of the supplemental state aid, in fiscal 2010 was funded by these intended *short term* federal dollars (Plaintiffs' Exhibit 296). We attempted to detail, by following the pattern and thrust of the evidence advanced at trial in support of, or in opposition to, Plaintiffs' claims, the impact of the budget cuts on the State of the Kansas's K-12 education system beginning from the filing of the

original *Montoy* case to the time of our issuance of an opinion by us in this *Gannon* case on January 11, 2013.

This history and the evidence adduced revealed that, yes, money makes a difference, such that from the infusion of new money into the K-12 educational system, beginning in 2005 after *Montoy* II and ending with the commitments made to the *Montoy* IV Court in 2006, until the beginning of the retreat from those commitments after the BSAPP had reached \$4,433 for FY2009 on July 1, 2008, student performances/achievements, based on accepted testing methods, evidenced considerable progress, *i.e.*, money was making a difference. We found this educational progress continued and did not level off until the 2010-11 school year, even though State funding had dwindled, which result we found had most likely been a carryover from the educational inputs made in the earlier years of the increased funding and sustained, in part subsequent, by the noted federal assistance, local school district efforts to dip into, and use, their cash balance reserves, and



local school district efforts to shield the classrooms, as best they could, from the continuing lack of the once anticipated state funding. Our conclusion, certainly based, in part, on the precedent of the facts underlying the *Montoy* decisions, was that the current funding levels, having devolved to pre-*Montoy* levels, could not be sustained, that is, that *no evidence* justified a conclusion that what was now less funding could somehow equate to equal or more in supporting the outcomes demanded by the K.S.A. 72-1127(c) standards and the study experts opinions. (District Court *Gannon Opinion* at pps. 183-185).

Accordingly, we found the Kansas K-12 school financing formula constitutionally inadequate in its present failure to implement the necessary funding to sustain a constitutionally adequate education as a matter of current fact as well as the precedent facts that supported the *Montoy* decisions. That is still our opinion.

**ADEQUACY AS A MATTER OF STUDENT PERFORMANCE:**

While at the time of the trial to the time of our original *Opinion* in this case, many of the FY2012 student performance statistics were unavailable or at least not in final form, but their direction at best was such that, but for the *Waiver* received from the federal *No Child Left Behind Act*, that Act's compliance thresholds would not have been met. The facts found at trial revealed substantial gaps remained in student performance on student achievement tests when students were categorized into subgroups by race or ethnicity, English speaking ability, or family economic circumstance and were most likely to continue unabated without adequate funding. (*Gannon*, District Court *Opinion* at pps. 159-190). Such a result could not remotely be "fitting, proper, appropriate or satisfactory", *Gannon*, 298 Kan. at p. 1150. Such a downward result would now affront the "Rose factors" across the board, but, particularly, factor "(i) sufficient . . . communication skills . . ."; factor

"(vi) sufficient . . . preparation . . . to choose and to pursue life work intelligently"; and factor "(vii) sufficient levels of academic or vocational skills to compete favorably [in the marketplace]". The "Rose factors" speak not to the majority of students, but to each student individually. See, "Rose factors", *supra*, at pps. 5-6.

That students in these subgroups have the same capacity to learn and achieve, given adequate funding and the right approach, is demonstrated by the evidence advanced concerning the Emerson elementary school in Kansas City, Kansas, as detailed by the Kansas City, Kansas, USD 500 Superintendent, Dr. Cynthia Lane, as follows:

Q. Do you have a school in Kansas City, Kansas USD 500 called Emerson?

A. I do.

Q. I'd like you to tell the Court - is that a grade school?

A. It's an elementary school.

Q. I'd like you to tell the Court the history of Emerson Elementary.

A. I'd be glad to. Emerson Elementary School is a small neighborhood school and in the part of the community that's referred to as Argentine. And it has a rich history of very much a community center. Unfortunately, part of its history was that three years ago it was declared the lowest performing elementary school in the State of Kansas.

You may be aware that federal department of education requires that our state department rank order all schools based on their performance on state assessment, and Emerson Elementary was at the very bottom of performance; extremely discouraging and heart wrenching to know that we had fewer than 30 percent of the children in that building who were able to meet standard.

The demographic make-up of Emerson, at that time, and continues to be about 50 percent African American and about 48 percent Hispanic, so high minority, very few Caucasian children in the school. But we implemented some very extreme interventions, if you will, that

were funded by a federal School Improvement Grant. We were really fortunate that with this bad news came resources.

And very pleased to be able to tell you that they have increased their performance on both the reading and math state assessment to have more than 85 percent of their children meeting or exceeding expectations just in the last three years. It's a remarkable story.

Two weeks ago, the assistant secretary of education, Jason Snyder, visited Emerson because he had seen their results. And he came to see what we're doing there and to hold that up to the nation of what needs to be done to help kids succeed, particularly kids that come from minority backgrounds.

So we're real proud of Emerson and it's a success story. And we're looking at that now, the model that they used there, to try to replicate that in some of our other elementary schools that are very challenged.

Q. Let's talk about how that turnaround occurred. What were the strategies that were implemented at Emerson that

caused the increase in performance?

A. Well, the first thing we did was sit down and have a conversation with every employee that was assigned to the building. And part of the conversation was to really determine whether or not they believe that children, regardless of their background and their poverty situation, could learn at high levels of expectation. And to be honest with you, about 50 percent of them did not believe that the children that were attending that school could truly perform and meet the high expectations met by our state and by the district.

So we removed the principal and we replaced 50 percent of the staff -- it's a small building so eight to 12 teachers, a principal and a secretary -- and began providing that group of individuals intensive professional development, particularly in the areas of literacy. We found that the staff really didn't understand how to teach children to read and write and to do that in a way that kids could express what they knew effectively. So we provided intense training.

We put in place a parent liaison who spent the first year of school having porch visits, going to each family's home to try to fully engage the family in what was happening there. We've extended their school year and their school day. Children come to school at eight and stay until seven in the evening, and we provide intensive literacy and math instruction as part of their after-school program, as well as enrichment kinds of things.

We implemented what we call a bookbag program, so every week children take backpacks full of books home, because we want parents to have a meaningful way of helping their children improve. So those are some of the things we have done.

Another thing I might mention is strong partnership with some community agencies to help families meet needs, help them pay utility bills, help them access resources for food. And in some cases, we make connections with their parents in terms of employment opportunities.

Q. The strategies that you've identified, did those come with a cost?

A. It came with a significant cost. Emerson receives, in that grant, the initial year was \$2 million in additional resources, and for a school that has 180 children, that was significant. And that amount has declined over the last -- last year was about 1.2 million, I believe, and next year will be slightly under a million dollars.

So the next challenge for us will be, now that we know what we know, we know what the children need in order to be successful and how to engage families, how will we sustain those resources.

Q. And \$2 million grant came from what source?

A. Came from the federal School Improvement Grant under -- the department of Title I -- or Title.

Q. Was there any additional state funding that was supplied to Emerson three years ago that affected the turnaround?

A. No. No additional state money; only the federal grant.

Q. And with that federal grant you were able to turn that school around to take it off the



bottom of the list of elementary schools in the State of Kansas?

A. That's right. Their performance is now very, very strong and very competitive.

Q. What did the school district do in order to get the grant, this \$2 million grant, three years ago?

A. It was a competitive grant process. Our partners at the state department notified us that the school was eligible. The first thing we had to do was sit down and have real conversations about why is it we're not meeting needs of these kids -- they call that root cause analysis, what's in the way -- and craft a plan using actual student performance data, here's what we know now and here's what we expect, and submitted that application. And we're pleased that it was funded.

Q. In your opinion, did the additional resources that were provided through the federal grant have anything to do with the turnaround?

A. It had everything do with the turnaround because without that, we wouldn't have been able to purchase the -- we have a lot

of technology now the children are using and are learning.

We wouldn't have been able to do the professional development to help teachers learn how to teach literacy, in particular. We wouldn't be able to provide that extended day for them. We wouldn't be providing a summer session for the children who need it. None of those resources would be available.

Q. And what do the test scores at Emerson look like today?

A. Reading is at 85 percent of the children meeting or exceeding standards and math is just under that at 83 percent, keeping in mind that they were in the 30s just three or four years ago.

TR: p. 216, l. 21 - p. 222, l. 24.

Q. With additional resources, would you be able to reach those kids and enhance their proficiencies?

A. It's not about the children's capacity to learn. It's about being able to provide them instruction in a

way that helps them move forward.

And we have examples that we've talked about already. Sumner Academy of Arts & Science, Emerson Elementary School, and I can name others, places where they are moving their children forward. So with the additional resources, if I could replicate in every elementary school what we have happening at Emerson, I'm confident that our children would do very well.

TR: p. 284, 1. 9 - 21.

. . .  
Q. Well, when there's a cut in funding, does the cost of those kids go down?

A. Yes, the cost stays the same and actually is there, but we have less funding to be able to fund that.

Q. Okay. And in terms of additional resources, are those additional resources needed for kids that cost more?

A. The additional resources are needed for those kids that cost more, absolutely.

Q. I asked you during the break to get some information on Emerson.

A. Mm-hmm.

Q. And I want to ask you about Emerson. The grant money that was received at Emerson, divided by the number of pupils at Emerson, is what number?

A. Approximately \$6,500 per student, keeping in mind that is a School Improvement Grant fund, so in essence, that's like a windfall of money. It's a one-time grant opportunity that lasts for three years. So that's in addition to the base state aid that we would receive, so \$6,500 on top of the base state aid."

TR: p. 408, l. 2 - l. 24.

While no one saw fit to specifically provide the actual Emerson school's before and after staffing patterns or program details to this Court as an exemplar, nevertheless, by reference to Dr. Lane's testimony and to the descriptions of the federal program backing this funding initiative, which we here

judicially notice (U.S. Department of Education at ED. Gov: School Improvement Grants), it ranged from the readjustment of attitudes of educators, extensive professional redevelopment and retraining, the extension of school hours, the addition of adjunctive personnel, and, generally, a more hands-on, holistic family and educator involvement in the success of each student, such that Emerson, a grossly non-performing school previously that was principally composed of the same character of student sub-groups that lag student achievement goals statewide as do those subgroups in the Plaintiff school districts, went from a 30% achievement test success rate to an achievement test success rate of 85%.

We, in conjunction with the above discussion, further note that these achievement gaps still exist statewide and at the Plaintiff school districts. The 2011-12 testing records for those tested reveal a static or downward direction as to all students and for all student subgroups in reading from that of 2010-

2011. They reflect only a slight uptick in math proficiency in all categories except students with disabilities. The Plaintiff school districts substantially follow suit. (Judicial notice of Kansas State Department of Education: "Report Cards 2011-12" v. "Report Cards 2010-11"). While the testing nomenclature for the results of testing for school year 2012-2013 has changed due to the Waiver from the *No Child Left Behind Act* from "annual yearly progress (AYP)" to "annual measurable objectives (AMO)", the Kansas Department of Education statewide "Report Card" for the 2013 testing in math and reading reflects a substantial downshift in all scores, particularly, the subgroups. This 2012-2013 statewide "Report Card", as noted, shows drops in all categories. From 2011-2012 to 2012-2013, by example, African Americans not meeting the standard in reading statewide went from 27.7% up to 31.6%; Hispanics from 21.7% up to 26%; the economically disadvantaged from 15.9% up to 18.9%; and English language learners (ELL) from 25.2% up to now 31.1%.

Similarly, in math, African Americans *not* meeting standard went from 31.8% to 40.7%; Hispanics from 22.5% to 33%; the economically disadvantaged from 21.8% to 30.8%; and the English language learners from 25.5% to 37.6%. For all students statewide, those *not* meeting the reading standard went from 12.1% to 14.4% and for math those *not* meeting the standard went from 14.2% to 20.8%. White students statewide went from 8% *not* meeting the reading standard to 9.8% and in math went from 10.2% *not* meeting the standard to now 20.8% *not* meeting it. The Plaintiff school district's substantially followed suit. (Judicial notice of 2012-2013 Statewide "Report Cards" for reading and math). Further, a randomly selected examination of a "Report Card" - the Shawnee Mission USD 512 school district - also reflected comparable, across the board, decreases. *Id.*, 2012-2013 "Report Card" at "all students, all assessments". We recognize, as proffered by the State, these 2012-2013 statistics were possibly affected by the change in nomenclature and the approach to the

proficiency measures. See *State's Proposed Findings of Fact and Conclusions of Law*, Fact 82, Defendant's proffered Exhibit 1522: Message From the Commissioner. Nevertheless, the tests noted were still given, and minimally, these statistics provide no evidence of student progress and no evidence has been proffered to us otherwise. Plaintiffs' Exhibit 422: DeBacker Deposition TR: at p. 31, l. 16 - p. 33, l. 16; p. 87. l. 15 - l. 22; p. 89, l. 15 - p. 90, l. 14. A new category of "approaches standard" is one, nevertheless, *below* the standard.

As to these achievement gaps, we further note that often raw statistics can lack true meaning if not placed in a familiar context or other personal reference perspective. Nameless numbers or percentages, presented only in the abstract, are but naked descriptions. We offer this example. In the 2010-11 school year, the number of students statewide not meeting the standard set in math was 69,670 students or 14.6% of all students and in reading it was



58,218 students or 12.2%. (Gannon District Court Finding of Fact No. 453) If the statewide category of demonstrable non-proficient students in reading was considered to be the sole student body of a single, separate, school district (58,218), this school district would have constituted the largest school district in the state, where Wichita U.S.D. 259 was then the largest with 44,936 students. If this hypothetical school district was composed of only those statewide who were non-proficient in math (69,670), such district would almost equal the student bodies of all the named Plaintiff school districts, which had 74,004 students in this period.

The economically disadvantaged subcategory of non-proficient students statewide in reading achievement was 44,248 or 19.5% of all students and 50,734 or 22.2% of them statewide were non-proficient in math. Either of these two latter separate categories of non-proficient students could have filled nearly every seat in every school in every school district in every

county with an eastern boundary beginning west of Salina, which school districts had 51,617 total students overall. (See Plaintiffs' Exhibit No. 11, *Gannon District Court Opinion* at Findings of Fact Nos. 405, 406, 453).

The number of Hispanic students statewide not meeting the math standard was 27.6% of all such students or 17,579 and in reading 21.6% or 16,801 students. The number of African American students statewide not meeting the math standard statewide was 11,569 students or 32.6% of all such students. (*Id.* at Fact No. 406) Their number not meeting the reading standards was 9,582 students or 27%. *Id.* at Fact No. 405. If these separate categories of Hispanic or African American students who were non-proficient were each considered to be the inhabitants of a separate city in Kansas, Hispanics would have comprised, respectively, the 25th largest city and the 26<sup>th</sup> largest city, just behind Newton, Kansas, and ahead of Great Bend, Kansas, while the African American students would

have comprised, respectively, the 32<sup>nd</sup> largest city, a city larger than each of the cities of Atchison, Merriam, or Parsons, Kansas, and the latter group of non-proficient math students would have comprised the 38<sup>th</sup> largest city in the state or larger than each of the cities of Independence, Mission, or Augusta, Kansas (2010 U.S. Census).

The number of English language learners (ELL) not meeting the reading standard statewide was 12,675 of such students or 25.2%. *Id.* at Fact No. 405. Their number not meeting the math standard was 11,489 students or 27.8% (*Id.* at Fact No. 405). If each of these non-proficient categories of ELL students each comprised the fulltime equivalent student body for any Kansas college that student body would have been larger than the student body of any Kansas college or university except K.U. (20,596) and K.S.U. (22,468) (Kansas Board of Regents, Kansas Higher Education Enrollment Report, Fall 2012). Either group would have filled substantially all the seats in the Johnson

County Community College in 2012 (12,955) (Kansas Community College Enrollment, Kansas Association of Community College Business Officers, January, 2012).

As we found earlier in our first Gannon District Court Opinion, the overwhelming majority of educators and experts firmly believe educational success, particularly, for those students often dealing with circumstances or personal issues beyond their control, and which, by expert consensus, are generally more difficult to educate or amenable to educational breakthroughs, find benefit only in more personal attention from their instructors, associated instructional personnel, and from other supporting services. The Plaintiff school districts particularly are representative of such schools having these large subgroups. This, of course, means smaller class sizes and more teachers and adjunctive educational personnel to assist both students and teachers. Gannon District Court Opinion at pps. 61-68.

However, a great many of the known and successful educational approaches, as recited at the trial, e.g., Dr. Lane, were abandoned or greatly restricted as a result of the funding shortfalls we noted, which have not, by any evidence, ever been even closely restored to that level of funding where consistent progress was firmly evident. See Plaintiffs' Exhibits 253-268, 272, 273, 275-281, 283-285, 296, 335, and *Appendix B* attached hereto. Given the continuing grade advancement and migration upwards of K-12 schoolers during their school careers, it seems but obvious that for educational advancement, much less the maintenance of results accomplished prior with the earlier funding initiatives implemented, but now abandoned, that the revenue streams which supported those results for students in that period of favorable funding needed to be continued to be provided in order to properly educate the continuing stream of new faces going forward, either initially entering the school system or

advancing in grade. No evidence or proffer of evidence supports otherwise.

As the *Rose factors* convey, K-12 school is also a means of learning how to interact with each other, be competitive without being hostile or devastated, and appreciating the arts, music, sports and both self and the world around us. These attributes of K-12 schooling are deemed very important and an integral part of an educational pursuit if the system is to be considered constitutionally adequate. See *Rose factors* at "(iv) sufficient self knowledge [and one's state of being]"; "(v) sufficient grounding in the arts . . . to appreciate his or her cultural and historical heritage." We would believe these latter "awareness" factors also would include student interactions, whether in the classroom or in extra-curricular pursuits, that would engender a respect for others' aspirations, the undeniable value of teamwork, an understanding of the necessity for fundamental fairness in all human endeavors, and that setbacks can be

opportunities for learning and moving forward, not giving up. Yet, it was many of these types of programs and their associated personnel that would lead to such "awareness" that fell by the wayside first in the local school boards' attempts to salvage the "three Rs". By the evidence, or rather by the lack of evidence or any proffer of restoration, such programs remain impeded. See Gannon District Court Opinion, p. 65 at Finding No. 203; Plaintiffs' Exhibits 253, 254, 255, 335 and 296. As Plaintiffs' Exhibit 254 details, which we have included here as *Appendix B*, the impact of the loss of funding was endemic, systemic, and statewide, including the named Plaintiff school districts.

While we found the BSAPP figure set by the school finance formula was the driver of educational funding to its weighted resulting total, other funding sources provided independently by the legislature were also important, much of which, were eliminated or reduced, requiring those programs if they were to be maintained, to be funded from the diminished BSAPP dollars, e.g.,

Gannon District Court Opinion, pps. 79-80 at Findings Nos. 253-257, 259. These programs such as teacher mentoring, parents as teachers, and the professional development of educators all dovetail into those endeavors which import quality and breadth of effort and involvement into a successful, constitutional K-12 system, all of which programs, like the Emerson school example demonstrates, have the capacity to increase the likelihood of achieving better individual student learning and performance. Thus, when eliminated, cut, or otherwise put in competition for dollars intended elsewhere, as has been done, the K-12 school system's forward progress is stalled and remains inadequate to the task and diminishes the required learning experience.

Here, an example rests in the fact that transition to the *Common Core* standards and the success of the objectives sought by them, which encompass a great swath of the Rose factors, is keyed initially, much like was done at Emerson school in implementing its



changes, in intensive teacher retraining. Here, that training was left, or will be principally left, to existing and, probably, local resources, meaning Common Core may succeed but, if so, most likely at some other program's or learning opportunity's expense. Here, we, acknowledge a Legislative Post Audit study concerning this expense which sees its implementation costs as likely not continuing beyond five years (*See State's Proposed Findings of Fact and Conclusions of Law at Exhibit 1504, pps. 15-20: Legislative Post Audit Performance Audit Report*). We acknowledge it, not for its veracity or soundness of conclusion, but, rather to only note, if correct, the cost of implementation of Common Core standards, if not funded separately or by an increase in other available funds, would be but an exemplar of the fact that individual student and any systemic progress in the K-12 system is now, principally, at this particular state of constitutionally inadequate funding, wholly cannibalistic in nature.

Similarly, if other professional development is not fully funded separately or by an increase in other funds, a teacher will more likely than not only gain professional expertise in one area of instruction at the expense of gaining expertise in another, much the same as where the student artist, musician, or athlete has been forced to yield those pursuits to the budget imperative of preserving the learning of the fundamentals of reading, writing, and arithmetic. The same principle of robbing Peter to pay Paul applies to any other necessary but independently paid program or expense that is underfunded and not accommodated elsewhere.

Since the date of an original decision in January 2013, the BSAPP, then at \$3780, has only risen, first to \$3838 for FY2014 (7/1/13 - 6/30/14) and now at \$3852 for FY2015 (7/1/14 - 6/30/15). This amounts to a total increase in the BSAPP, but only as of late, since FY2009 of but 1.9% against a rise in inflation for that period of approximately 11% or an effective net loss in

purchasing power of 9.1%. The local option budget cap set by K.S.A. 72-6433d, which was principally at \$4333 at the time of our decision remained so until this year, when it was raised in the 2014 legislative session to \$4490 with the local option budget authority for those few districts able to employ the high end of authority raised to 33% from 31%. This represents only a 1.3% increase since 2008. However, even this increase in authority is set to expire in FY2017.

We find that on the other hand certain programs related to technical or tradesman education or joint high school and college course crediting are a boon to the K-12 system, particularly, in tailoring educational opportunities to likely student abilities, preferences, and needs. Further, they do not appear structured or funded such that they necessarily cannibalize other programs or student needs because many have drawn in resources outside the K-12 school system for assistance. As such, being innovative, yet, addressing need and lessening barriers, they are to be applauded.

Yet, these programs are neither universal in accessibility nor universal to the need. By example, only higher achievers qualify for college course crediting. See, Kansas Board of Regents Regulations at K.A.R. 88-29-1, et seq.; e.g., K.A.R. 88-29-1(g); 29-11; 29-12; 29-18; and 29-19. Outside supported technical education may be limited by the student's particular geographical location in the State. While we requested information from the State in regard to the number of students affected by these programs, it has yet to be provided. See *State's Objection to Panel's Requests for Information Not in the Trial Record: "State's Response . . ."* at p. 6, column 4 across, column 4 down.

While these noted programs do add to the K-12 educational system and advance student goals, they do not of themselves, as such, cure the K-12 system's deficiencies in providing the underlying breadth of resources that would support some reasonable assurance that each student, so inclined, is able to obtain this

third party assisted benefit in aid of "(i)", "(vii)", and, particularly, "(vii)" of the "Rose factors":

"sufficient training or preparation for advanced training in either academic or vocational fields so as to enable each child to choose and pursue life work intelligently".

These noted programs are the type of educational innovations and endeavors which, perhaps, we might assume the Kansas Supreme Court referred in its Opinion, 298 Kan. at p. 1170, when it said ". . . even if a legislature had not considered actual costs, a constitutionally adequate education nevertheless could have been provided - albeit perhaps accidentally, or for worthy non-cost-based reasons". They are, however, by the limitations of their offerings and by the specialty of their attraction or qualification, too few and spring from too narrow of an educational launch pad to cure the overall disease of chronic underfunding occasioned to the educational mission as a whole, which undermines accomplishment of the educational landmarks

as set by the *Rose factors*. We uniformly doubt, and certainly no evidence has been provided nor proffered that would give us a rational basis to believe, that merely meeting a testing proficiency cutoff of 68 on a scale of 100 in either reading or math, which skills lay the foundation for understanding all else and enabling critical and logic based thinking, would satisfy the *Rose factors* or enable such a merely "proficient" student to enter college programs or rewarding careers generally, much less meet the qualifications needed to be admitted into this limited genre of special collaborative programs.

**ADEQUACY AS A MATTER OF DOLLAR FUNDING:**

On this particular discussion of constitutional adequacy, we would begin by readopting what we stated in our original opinion at pps. 55-190 by fully incorporating what we found without restatement here.

The Augenblick & Meyers study of 2002 recommended its findings be "restudied" every 4-6 years and interim thereto the legislature was to devise and maintain an

inflation mechanism enabling such costs to keep pace. (Plaintiffs' Exhibit 203 at p. ES-4; *Gannon District Court Opinion* at p. 91). Subsequently, the Legislature set \$4492 as the fiscal year 2010 BSAPP (K.S.A. 72-6410(b)(1)) and K.S.A. 72-64c04 provided a statutory means for an inflation adjustment going forward. By the time of our trial in the summer of 2012, both the funding of the statutory \$4492 BSAPP and the statute providing for an inflation adjustment of it had long gone by the wayside, the former either by legislative non-appropriation or executive action in the form of an allotment. The \$4492 statutory figure for the BSAPP was eliminated in the 2014 legislative session to now not be below \$3838. See § 37(b)(1) of Senate Substitute for HB2506, amending K.S.A. 72-6410(b)(1). No new cost study has ever been commissioned. Thus, the reduced funding status discussed in the original trial court *Gannon* opinion still exists, notwithstanding the 2013 legislative session's \$38 increase in the BSAPP, the 2014 legislative session's boost of the

BSAPP by \$14, the 2014 legislative sessions' restoration of the separately paid and calculated capital outlay and supplemental state aid, and the increase in the local option budget authority by raising the K.S.A. 72-6433d cap from \$4333 to \$4490 while giving the ability to some districts to raise their taxing cap from 31% to 33%. As we noted, the total raise in the BSAPP only boosted that statutory fiscal driver of the school district's general funds by 1.9%, since FY2009, however, when the consequence of inflation is considered, the currently set BSAPP of \$3852 actually reflects a loss of purchasing power totaling 9.1% since then. Similarly, as we noted, the raise in the K.S.A. 72-6433d BSAPP to \$4490 was only a 1.3% increase but left a 9.7% decrease in its purchasing power from that of FY2009.

Again by reference to the cost studies, which we adjusted to assure uniformity of expenditures to obtain the comparative results necessary to a constitutionally adequate education as defined by the *Rose factors* and



which we then further adjusted the dollar projections for the effect of inflation to 2012 dollars, all as reflected in our charts and their footnotes in our original *Opinion*, it can be demonstrated that the State's school funding system, as presently situated, remains constitutionally inadequate. Even more salient, however, assuming the State is to get credit for local school district revenues derived from the State's extension to local school districts of local taxing authority for a local option budget, that inadequacy persists.

Considering our charts in our original *Opinion*, we attempted to show in a uniform fashion how the cost studies inflation projected recommendations comported with various funding levels, including a projection that would include the local option budget. See *Gannon District Court Opinion* at pps. 102-107. We have done that again here, as well, but modified our approach to the LPA study in regard to federal funds and capital outlay. See *Appendix A* to this *Opinion*. Our

determination at the close of trial, which was based on the then status of state funding, the fact that the Kansas school finance formula's principal intended driver is its BSAPP to which weightings are then applied, the fact K.S.A. 72-6410(b)(1) still then set the BSAPP for FY2010 at \$4492, the obvious need for further legislative action to reflect the effect of inflation, and the absence of evidence quantifying in dollar terms the actual costs or embedded costs, if any, of complying with the *Waiver* or the Common Core standards, and, lastly our deference to what we hoped would be a legislature that would act in compliance with Article 6, § 6(b) as declared by the *Montoy* opinions, we, and as a beginning means of enforcement, enjoined funding of the BSAPP below the then statutorily set sum in K.S.A. of 72-6410(b)(1) of \$4492 as unconstitutional.

In arriving at our initial decision, we through our comparison chartings and discussions concerning the premises for the figures displayed - principally

through footnotes - reconciled the expert reports as best we could such that each figure used encompassed the same factors to its dollar figures and then displayed several arrays for comparison. *Gannon* District Ct. Opinion at pps. 97-119. Our point in doing so was intended to encompass, in part some answers to the Kansas Supreme Court *Gannon* opinion's admonition to us to consider federal funds, KPERS, and other total revenue sources in our evaluation of adequacy. 298 Kan. at 1171.

As a panel, our intent was to convey originally, perhaps not well articulated, that the BSAPP of \$3780 in FY2012 as adopted by the legislature and as it was represented and compared in our charts and discussions was constitutionally inadequate in comparison with the need as projected by two expert costs studies that were intended to reflect *only core outcome, performance based, education expenditures such as were necessary to support a constitutionally suitable adequate education within the meaning of Art. 6, § 6(b)*. That state of

constitutional inadequacy would remain now in the face of the formal adoption of the *Rose factors* by the Kansas Supreme Court in this present proceeding and notwithstanding the Kansas legislature's subsequent increases in the BSAPP to \$3852 and the restoration of capital outlay and supplemental state aid funding authority as it existed in FY2010. We stand on our belief that precedent Kansas Supreme Court cases, as well as the legislature, implicitly, if not expressly, accepted that the then existing Kansas's educational standards approximated the functional equivalent of the *Rose factors* and those factors most likely guided the cost study reports as well.

**ADEQUACY OF DOLLAR FUNDING IN TERMS OF SOME OTHER K-12 EXPENDITURES OR THEIR FUNDING SOURCE:**

Certainly by the evidence, the BSAPP as then constituted, and as conformed for the purpose of our charting comparisons, reflected no room for diversions from its purposes nor excess cash availability embedded within it to divert to, or be in substitute for, other

necessary expenditures such as for the independently paid state KPERS contribution, capital outlay, or for supplemental state aid. KPERS funding, then and now, involves a pass-through accounting.

Special education, in effect, is separately funded. By K.S.A. 72-978, it is the equal of the weighting for special education students, e.g. Plaintiffs' Exhibit 12, p. 10, columns 18 and 18(a). It is then set off as a credit as "local effort", effectively reducing the State financial aid payment made pursuant to K.S.A. 72-6416 by an amount equal to the additional dollars that would otherwise be generated from this special education weighting. Though this special education payment is initially deposited to a school district's general fund, it is required to be transferred to the special education fund of the school district. See K.S.A. 72-979(a); K.S.A. 72-6420(a). This fund is a special use, restricted, fund. See K.S.A. 72-965; K.S.A. 72-6420(b). Accordingly, in our current charting comparisons in Appendix A, the special

education payment has been removed from the general fund used for cost estimate comparisons. Neither of the cost studies included special education in their estimates.

Federal funds, where federal flexibility exists for credit against state obligations, appear to have been accommodated in the "local effort". For those federal programs not so accommodated, it is more than clear that they are specifically targeted funds, limited to the identified category of students targeted, limited in use, and limited in duration. Further, federal funding, by example to the Emerson school, is limited in breadth such that not all school districts with similar needs are included in the funding. Therefore, without statutory authority or a reliable mechanism to adjust for the receipt of such funds for a single school district, but not others, a blanket credit for all such federal funds in establishing a BSAPP amount is unwarranted when assessing adequate funding for *all* school districts. *The School District Finance and*

*Quality Performance Act* clearly recognizes this fact and the fact these federal funds fall without the intended scope for the district's operating budget structure. See K.S.A. 72-6430(f).

Further, and principally, all such federal funds substantially go to groups for which the Kansas school finance formula provides a weighting. However, the Kansas school finance formula, by reference to the noted cost studies recommendations, has, for the most part, never reached the essential weighting multipliers suggested as necessary by the cost studies, particularly, in the larger schools, e.g., Plaintiffs' Exhibit 199, Ducombe & Young Study, at pps. C-27 - C-32. Thus, in so far as this latter is true, then besides federal prohibitions on substituting federal funds for state funds and the limited focus and time qualified nature of these principally discretionarily dispersed federal funds, Kansas's lower than recommended formula weightings for these targeted groups would belie the consideration of the federal

funds in any test of *state funding adequacy* particularly, *statewide* school funding adequacy.

Further as we noted in Footnote 9 in our original *Gannon* trial court opinion at p. 105 in reference to the LPA study, we doubted, which means we simply did not believe it was proved, that federal funds would be a deduct from the costs shown needed. If one references what Ducombe & Young listed as "expenditures", it included the general fund and supplemental general fund as well as other special funds or sources of funding, including federal. *Id.* at pps. C-47-C-48. Yet, however, the comments in its *conclusion* section clearly delineate its study was constructing a school district's general fund. *Id.*, at pps. C-39-C49. Ducombe & Young described their cost projections for each school district in their *Appendix F*, which is reflected at an asterisk at the end, the following:

\*Base State Aid Per Pupil (BSAPP) for 2005-06 multiplied by weighted FTE without weights for special education, vocational



education, or transportation. The product is divided by the unweighted FTE and by a deflator (1.06) to turn it into 2003-04 dollars."

Thus, unless and until, expenditures from federal funds may be used as a credit against *and supplant* state funds, and it was state funds only that the authors understood made up a school district's general fund, implying federal funds would cover outcome expenditures identified seem incorrectly premised. Further, attempting to extend the credit beyond the very student constituency or school to which it applies would diminish the needed resources for those others not its recipient. This is particularly true of federal funds for the reasons earlier noted.

Hence, the LPA estimates in our *present* chart in *Appendix A* do not reflect a deduction for federal funds. The legislative post audit division removed federal funds from its experts' projections. See, Plaintiffs' Exhibit 199 at p. 35 and Appendix 1.2. Of course, the Augenblick & Myers study excluded federal

funding consideration altogether. No distinction in the State's obligation was made by the studies for the source of other funding sources listed, including the supplemental general fund. Subsequently, the legislative post audit division, itself, did make a distinction in estimating the State's obligation in terms of the BSAPP necessary when, by example, the Legislature declared that supplemental general state aid funding was to be considered in meeting its obligation after *Montoy III* by enacting K.S.A. 72-6434(e)(1). See Plaintiffs' Exhibits 176, 197. Thus, in so far as our original footnoted comparative analysis of costs in relation to the LPA study in the Gannon trial court opinion adjusted cost projections downward for federal funds, we believe both we and the legislative post audit erred.

Further, carryover cash balances from certain local school district funds, including its general fund, are recognized and set off as credits to the state against the State school finance payment due as calculated from

the BSAPP and the number of weighted students, just as the State's financial obligation only arises after the locally imposed 20 mill-state property tax is considered. See K.S.A. 72-6416; K.S.A. 72-6410(c): "Local effort". Also see, Plaintiffs' Exhibit 3; Gannon District Court opinion, chart footnotes, pps. 103-107.

Certainly, by example, it would benefit local school districts if State KPERS moneys were added so as to be included in the BSAPP since that would boost the general fund as weighted, unless it would be setoff as is done with the special education weighting. Such a cost or expenditure, nevertheless, cannot reasonably be considered as a setoff or credit against, or as a cost or expenditure to be considered in lieu of, some other costs or expenditures reflected in the BSAPP, or as it is weighted, in measuring the *Rose factors* adequacy of the currently structured and funded Kansas school finance formula. To do so would necessarily supplant funds overwhelmingly shown as now inadequate to fund

the legitimate needs that comprise an adequate "Rose" factors, constitutional, education. The same can be said of any other independently derived state payment such as capital outlay, bond and interest funding, supplemental state aid, or, as we will discuss subsequently, local option budget revenues. Too, as noted, the special education weighting is essentially neutral in regard to a school district's general fund by its use as a credit to the state payment otherwise due a school district. Thus, no payment or credit advanced, however realistic, necessary or required it may be overall in regard to the State's K-12 education system, should properly be seen as one to be included in any measure of the adequacy of the Kansas K-12 school finance formula *as currently structured*. Hence, only when a separate payment or receipt previously made was not to be made or reduced and would cause the school system to cannibalize other funds in compensation for the loss, would separate payments become relevant, here, by example, the prior cutoff of

capital outlay funding or the reduction in supplemental State aid.

**ADEQUACY AS A MATTER OF DOLLAR FUNDING WITH THE LOCAL OPTION BUDGET TREATED AS A STATE FUNDING RESOURCE:**

Within an adequacy inquiry, there needs to be more critical attention to the question whether a unified school district's local option budget in full or in part, including as it may be supplemented by general state aid payment entitlements to some school districts, should be considered as part of a fiscal adequacy test of meeting the State's Art. 6, § 6(b) constitutional obligations. This arises because of the 2014 legislative's declaration in § 28(c) of Senate Substitute for HB2506 claiming credit for those funds in fulfilling its Art. 6, §6(b) constitutional duties.

A unified school district that seeks to implement a local option budget finds that its local option budget is capped and is not an unlimited one. One component of the cap is the amount of dollars generated by the authorized BSAPP amount and the various weighting or

factors as set by the legislature in the school finance formula which govern the dollar size of a district's general fund (K.S.A. 72-6410; K.S.A. 72-6433(a)) or, alternatively, a legislatively designated BSAPP amount when a currently funded BSAPP amount is less than a certain sum (K.S.A. 72-6433d). A second component of the cap comes into play by the legislature's specification of an applicable percentage of a school district's general fund for which local taxes may be imposed to reach an authorized cap. (K.S.A. 72-6433(a)). At this juncture, a third component of a cap comes into play. This is the option of a local school board to set the actual percentage for its LOB budget within that authorized limit as set by the legislature, which amount may be subject to an enhanced percentage of the cap to which the citizens of that unified school district may agree through a ballot initiative (K.S.A. 72-6433(e)). *There is, however, no legislative mandate requiring a local option budget.* The only mandatory taxation imposed on local school districts is for the

20 mill state imposed property tax which is credited first to fund a district's general fund budget obligations up to the extent of the weighted per pupil costs produced by the established BSAPP with any balance of tax revenues gained from the 20 mills assessment being within the control of the State.

While incentive exists by law to encourage a local option budget, such as supplemental general state aid payments, a grant of capital outlay authority, or the ability to make certain interfund transfers if a LOB is adopted, it is the practical limits to its property tax raising resources and local interest and concern, or exigencies, such as evidenced in this case, when the abandonment, in part, of state funding responsibility occurred beginning in February, 2009, that drive the creation of, or size, of a local option budget.

Further, because a local option budget, if one is adopted, is capped by the dollar amount of its general fund or the alternative calculation permitted by K.S.A. 72-6433d and by local school board or voter decision as

to the taxable percentage, supplemental general state aid, when provided, may be an addition to, and sometimes in lieu of, local funds that would have otherwise had to have been required to have been generated by an adopted LOB.

The need for this equalizing supplemental state aid payment arises because of a lack of existing property tax eligible resources in a school district that could be used to achieve such LOB revenues from a mill levy within the authorized percentage cap and/or by virtue of local school board or voter choice in setting the taxable percentage. Supplemental state aid encourages the adoption of an LOB to the amount available for the reasons earlier noted and in some instances supplemental state aid softens the impact to local taxpayers in adopting an LOB because the local option budget, whether derived from local revenues solely or with the addition of supplemental state aid, would remain capped by the BSAPP amount selected to generate the general fund used to calculate the LOB.



LOB receipts are placed in a school district's supplemental general fund, including supplemental state aid payments, and these funds are to be expended for school purposes (K.S.A. 72-6433(j)). School districts may keep the unexpended balances in such fund at the end of a fiscal year with the exception that any percentage remaining of unexpended balances attributable to supplemental state aid is required to be paid back to the State (K.S.A. 72-6433(4)).

In our first *Gannon* opinion we discussed the LOB and the statutory provision of K.S.A. 72-6434(e)(1), which declared supplemental general state aid's use as in, and for, satisfaction of the state's educational standards and ensuing obligation to provide a constitutionally adequate education to each Kansas K-12 student. Heretofore, LOB funds, including supplemental state aid, was thought to have been left to local school board initiative in providing what the local school board deemed wisest in assuring the best school experience for its own K-12 students. We found that the

K.S.A. 72-6434(e)(1) provision noted, which directed to state control the expenditure choice for these equalizing payments made for the supplemental general fund, to be directory only as otherwise that statutory provision created, depending on the extent of the dollar receipt of supplemental general state aid by the district, an inequitable encroachment on local control. It created a disparity between districts in their choice of how to expend funds in their supplemental general fund "for school purposes" when not all of that fund was derived from the exercise of their LOB taxable authority. District Court Gannon opinion at pp. 132-133. The greater the need for supplemental state aid, the greater the restriction, hence, the greater the disparity and encroachment on heretofore perceived local choice of expenditure and authority. Further, the "use it or lose it" requirement of K.S.A. 72-6433(4) for those receiving supplemental state aid enhanced the disparity in choice. As we will discuss subsequently, that disparate impact may be ephemeral

and exist in theory only when the school district's general fund, as weighted, is underfunded because either the BSAPP, or the weightings available to it, are set too low.

The first question, however, is whether the existence of LOB authority and the fact of local school board choice to exercise that authority to some degree up to the maximum authority granted should be included within a test of adequacy in meeting Art. 6, § 6(b) compliance, particularly, if local school board expenditures derived from the fact of the implementation of LOB authority to tax locally are themselves necessitated in order to provide a constitutional education in light of the *Rose factors* to students of the local district due to a lack of direct state funding from state taxable resources. In other words, if the LOB funds are derived from that discretionary authority for local taxation, can they, without more than mere declaration, be claimed by the State as in satisfaction of any Art. 6, § 6(b)

constitutional adequacy test, particularly, if they are required to be applied by local school districts just in order to meet the *Rose factors* by a necessity borne of the legislative decision to not provide state revenues derived from statewide sources to school districts? Can the fact of the existence of these local school board choices to have an LOB in a certain amount count as a measure of funding adequacy as long as the choice to generate such funds was, in fact, made and the funds generated or received, in fact, are so applied? If so, our noted finding regarding the disparity between local school districts in the use of their supplemental general fund based on the source of the funds within it, while it may be true, has been mooted by the reality of the necessity of expending LOB funds, however derived, to make up for, and make due for, the inadequacy of its BSAPP generated general fund to meet the standards of a *Rose factors* education.

Seemingly, advocacy for, and countenance of, the use of these funds to meet any adequacy test is now

firmly the State's position, whereas, heretofore, it only was so impliedly. We admit, that beyond the question of the use of LOB funds derived from supplemental state aid, we considered the accepted purpose of a LOB was for enhancements for a school district's K-12 students which its local board wished to provide voluntarily in an effort to provide better than what Art. 6, § b(b) might deem adequate. In other words, in terms of the latter, a *local choice* to use *local funds* to provide the most optimum education its taxpayers were willing to *voluntarily* support. Nevertheless, we held no doubt that LOB expenditures, to a very great extent, were directed toward meeting, as the local board thought best, and in prescient fashion, the K.S.A. 72-1127(c) standards. In fact, as state school funding was ratcheted down beginning in February, 2009, the budget cuts implemented by local school districts indicate that many of what we believe are the truly necessary personnel and programs that are needed to meet the *Rose factors* were actually being

funded, even then, by the LOB funds, *i.e.*, "not mandated", under the guise of enhancements, *e.g.* Plaintiffs' Exhibit 288 (Hutchinson U.S.D. 308).

The State's position of seeking credit for LOB expenditures has now gained formal legislative expression, consistent now with that earlier expressed claim for credit for supplemental state aid funds by, as we noted, 2014 Senate Sub HB 2506, § 28(c)'s inclusion of revenues derived from the local taxation authority granted by the legislature for LOB's as one component of the State's contribution to meeting its Art. 6 § 6(b) obligations:

"New Sec. 28. Article 6 of the constitution of the state of Kansas states that the legislature shall provide for intellectual, educational, vocational and scientific improvement by establishing and maintaining public schools; provide for a state board of education having general supervision of public schools, educational institutions and the educational interests of the state, except those delegated by law to the state board of regents; and make suitable provision for finance of the educational interests of the state. It is the purpose and intention of the legislature to provide a financing system for the education of

kindergarten and grades one through 12 which provides students with the capacities set forth in K.S.A. 2013 Supp. 72-1127, and amendments thereto. Such financing system shall be sufficiently flexible for the legislature to consider and utilize financing methods from all available resources in order to satisfy the constitutional requirements under article 6. Such financing methods shall include, but are not limited to, the following:

(c) any provision which authorizes the levying of local taxes for the purpose of financing public schools; and" [Emphasis added]

It may well be true as a matter of theory, even as a matter of fact, that an expenditure from its supplemental general fund - its LOB fund - by a school district could in some instances, maybe in many instances, maybe in all instances, *depending on the point of time or circumstances*, materially aid in providing or sustaining a constitutionally suitable education and could, *at a particular point in time and through a proper statutory structure*, be considered within the total framework of school funding to be a relevant part of a test of meeting "adequacy" in terms

of Art. 6, § 6(b)'s command to "make suitable provision for finance" of Kansas's K-12 educational system.

However, in our view, *as the statutory structure now stands*, only if "accidentally" or "fortuitously" can stand as principled constitutional standards under Art. 6, § 6(b) could this be true.

We believe the state school finance formula's failure to provide a statutory mechanism to delineate and assure a fail-safe, such as a contingency reserve of funds, that would provide reliable state sourced funding when such voluntary taxation, *i.e.*, the LOB, including supplemental state aid, falls short represents a structural flaw in the argument made and a constitutionally unacceptable flaw in what § 28(c) of Senate Substitute for HB2506 purports to support or implement. A mere declaration such as § 28(c) cannot suffice as an enforceable command by present statutory structure as it leaves the option for a local option budget and its amount voluntary. If this is to be the legislative direction, then there needs to be in



addition to a fail-safe, a ceiling or a floor, by example, most equitably by percentage, defining the limits to the State's right to compel the use of such funds as the State would direct in meeting the State's obligation under Art. 6, § 6(b) to provide a *Rose* factors education for each and every K-12 student. This lack of enforceable defining features to § 28(c)'s declaration represents a structural flaw to its consideration as a reliable, constitutionally acceptable statutory structure, rather than its present discretionary structure, to assure the constitutional adequacy of the K-12 school finance formula or its funding. The LOB portion of the Kansas school finance formula is not so sufficiently designed today, nor was it structurally originally intended, to stand as a failsafe funding mechanism that would assure each and every Kansas K-12 student the education our Kansas constitution commands and is designed to assure.

Further, one cannot accept the State's argument or § 28(c)'s declaration as constitutionally sound just

because such dollar adequacy might exist *at this, or any other, moment in time.* To do so would make the Art. 6, § 6(b) constitutional assurance of an adequate education in light of the *Rose factors* a function of fortuity and local largess rather than one of enforceable constitutional substance. Constitutional funding adequacy could exist, but would vary as a local phenomena only, yet the cure for any deficiency could not be a challenge under the present statutory structure to local school board discretion in establishing a local option budget or school board or voter discretion in the amount of its funding, but rather, by the current statutory structure of the Kansas school finance formula itself, even if § 28(c) of Senate Substitute for HB2506 is to be considered, the cure would still remain one directed to the State by our Kansas constitution. Legislative compliance with Art. 6, § 6(b)'s command to "make suitable provision for finance" can be neither discretionary nor haphazard by result nor may such obligation be

delegated to other entities having such a discretion. As such, advancing a mere declaration as is § 28(c) and a consequent unsecured reliance on a voluntary local option budget as proof of the constitutional adequacy of the State's school finance system is flawed as it exposes a structural flaw in the State's duty to provide that "suitable provision for finance" that would secure a constitutionally adequate education for each and every Kansas K-12 student.

The disparities that can be, and are, produced by incorporating the statutory availability of a voluntary LOB as a measure of the constitutional adequacy of K-12 funding is reflected in a chart prepared by us attached to this opinion as Appendix A. Plaintiffs' Exhibits 243-245 also reflect, in some measure, the breadth of that disparity. It also demonstrates that at the time of our original decision in January 2013, as well as presently, that funding adequacy, even when school districts' LOBs are drafted, whether as *de facto* in the past, or now as attempted *de jure*, in support of K-12

school funding adequacy, it is not accomplished or certainly not structurally likely to reliably, uniformly, or equitably be accomplished.

Rather than encumber this opinion here with an explanation of these charts, we put those explanations in a preface to that *Appendix*. We have attempted also to make it self-explanatory otherwise. As the charts would reveal, just to cover the funding shortfall existing in FY2012 *by just the average of the cost studies per pupil estimates from the general fund of a school district* only, and using U.S.D. 259 in Wichita as the first example, U.S.D. 259 would need to have an increase in its available funds of \$136,583,532. (- \$2980 per pupil x 45,833.4 FTEs). See, *Appendix A*, Chart USD 259, Col. J ÷ Col. B. For Plaintiff USD 308 in Hutchinson, the need would be \$13,835,493; for Plaintiff U.S.D. 443 in Dodge City, the need would be \$15,863,059; for Plaintiff U.S.D. 500 in Kansas City, the need would be \$60,953,510; and statewide the need would be \$1,185,684,916 if only school district general

funds were to be the sole source of funding and not LOBS. Even at the current FY2015 BSAPP of \$3852, these general fund shortfalls would only be reduced by 1.9%. Further, given inflation from 2012 to 2014 of 3.606%, this subsequent increase in the BSAPP actually amounts to a 1.7% decrease since 2012 in terms of the purchasing power of these general funds.

*Even were the above noted school districts general funds in FY2012 combined with their FY2012 LOBs, the funding shortfall, based on the average of the cost estimates, would yet be for U.S.D. 259, a remaining (-)\$40,333,392 shortfall ((-) \$880 X 45,833.4 FTEs); for U.S.D. 308, a (-)\$5,063,877 shortfall; for U.S.D. 443, a (-)\$1,189,485 shortfall; for U.S.D. 500, a (-)\$15,460,181 shortfall; and statewide, a remaining (-)\$218,391,696 shortfall. Even with the increase of the LOB BSAPP cap of K.S.A. 72-6433d from \$4433 to \$4490 for FY2015 or 1.2858% or \$12,440,361, the total increase in the combined statewide general funds and supplemental general funds of \$61,101,595 is but a*

1.7342% increase against inflation from 2012 of 3.606% or \$127,011,847 (Statewide Chart, col. M: 3,522,236,455 X 1.03606) or a net loss in purchasing power from 2012 of \$65,910,252.

Of the statewide shortfall in FY2012 from *all funds available to school districts*, the Plaintiff school districts were bearing 28.41% of the statewide shortfall ( $\$62,046,935 \div \$218,391,696$ ). Hence, while merely bumping up the total revenues to cover the average statewide shortfall shown in *Appendix A* of (-)\$480 per pupil might benefit Dodge City's FY2012 (-)\$196 per pupil shortfall from all funds ((-)\$480 v. (+)\$196 = +\$284 per pupil gain), it would leave a *collective* shortfall to the other three Plaintiff school districts of \$27,488,186 or \$395.40 per pupil short of the average of the cost estimates even when *all* current sources of revenue are considered, ranging from (-)\$400 per pupil in Wichita, (-)\$573 per pupil in Hutchinson, and (-)\$339 per pupil in Kansas City. Even Dodge City's gain of \$284 per pupil if there was to be

an across the board \$480 per pupil statewide rise in funds available would be but \$1,723,454 for Dodge City, leaving it just 11.74% of its FY2012 LOB ( $\$1,723,454 \div \$14,675,900$ ), it having already exhausted its general fund and all contingent cash reserves.

Further, by examining the charts in *Appendix A*, it can be seen that funding Kansas K-12 schools to the average of the cost studies estimates through the general fund alone in FY2012 would produce significant disparities when the statewide average shortfall per pupil (-\$2606) is compared with that of the Plaintiff school districts. By example, U.S.D. 259's shortfall was (-) \$2980 or 14.4% above the statewide average; U.S.D. 308's shortfall was (-) \$2877 or 10.39% above the statewide average; U.S.D. 443's shortfall was (-) \$2614 or 3.06% above the statewide average, and U.S.D. 500's shortfall was (-) \$3229 or 24% above the statewide average shortfall.

Further, by examining the charts in *Appendix A*, it can be seen that while funding Kansas K-12 schools to

the average cost estimate of the cost studies from the general fund only in FY2012 reflects significant disparities between school districts, that disparity is much more pronounced when the FY2012 LOBs are added in to meet the costs each would experience in providing a constitutionally adequate education. When the general fund and LOBs are combined, U.S.D. 500 maintains a 78.6% shortfall above the average statewide (-\$819 v. -\$480); U.S.D. 259, an 83% shortfall above that average (-\$880 v. -\$480); and U.S.D. 308, a 219.375% shortfall above that average (-\$1053 v. -\$480). Only U.S.D. 443's shortfall of (-) \$196 falls \$284 below the statewide average of (-) \$480 per pupil. Nevertheless, that disparity from the average statewide is 69%.

These comparisons indicate that statewide, as a systemic whole, the FY2012 BSAPP of \$3780, when weighted to make the general fund, and less the special education payment, and even when the school districts' LOBs in FY2012 are added in, the Plaintiff school districts, and school districts on the average



statewide, were put in a substantial financial bind, such there can simply be no doubt, *if any credence at all is given to the cost studies*, that a state of inadequacy in the capacity to provide an education meeting the *Rose* factors existed in FY2012 even when *all school district funds are considered*. The veracity of the cost studies is further buttressed by the cuts in staffing and programs evidenced after February 2009, *e.g., Appendix B*.

In the chart in Appendix A, we have projected the shortfall at different funding levels statewide. The special education payment is excluded in the comparisons. The exclusion of the special education payment is recognized by a reduction in the general funds totals shown. In FY2012, the special education payment, equal to its weighting, was \$435,961,209. The general fund amount shown represents the amount that would be left to be paid by the State after the special education payment is deducted from the state payment due pursuant to K.S.A. 72-6416.

The revelations coming from this chart provide evidence of the legal fact that the continuing, and presently existing, legislative failure to set the BSAPP at a higher level and/or adjust the weightings to be applied upward in support of producing a district's general fund represents a glaring constitutional flaw in implementation of the K-12 school finance system. The chart's revelations further belie any practical, as well as legal, reliance on a LOB as a constitutionally adequate funding source given its statutory funding design is optional and voluntary as to both its existence and in the dollar contribution to be made by it. Further, budget projections are compromised by the differing deadlines for determining the State budget and for determining a school district's budget. The State has to act on its budget generally in the spring (legislative session) before the school districts declare their budget commitments (August).

Reference, too, to our *Appendix B*, which reflects the decimation that occurred to staffing and school

programs from cuts initiated beginning in February 2009, evidences that requiring the LOBs and necessary reserve funds to be consumed is itself an insufficient backstop for insufficient funding from direct statewide resources to the BSAPP and its weightings. As we have noted earlier, the legislature's failure to restore the BSAPP and its weightings to an adequate level, in fact, allowing the BSAPP, as the generator of adequate funds, to actually fall 9.1% in purchasing power since 2009, despite token increases since, answers the question of whether adequacy has somehow been restored or achieved.

Further it should be considered that just to have restored the reserve funds held by schools in FY2009, even if perhaps now accomplished, would have required the cannibalization of other funds since these reserve funds principally originated from transfers from the general fund. See K.S.A. 72-6409(b); K.S.A. 72-6426; K.S.A. 72-6428. Maintenance of reserve funds is an important component of budgeting. See Plaintiffs' Exhibit 348. Most certainly, LOB budgets guided by the

alternative BSAPP LOB budget cap of \$4433 until this year provided no source for the restoration of school resources, purchasing power having been eroded by 11% by the effect of inflation since that alternative BSAPP figure was set by K.S.A. 72-6433d. The 1.2858% increase to \$4490 in the K.S.A. 72-6433d cap enacted in the 2014 legislative session for FY2015 obviously cannot provide an adequate resource except by reducing the lost purchasing power from 11% to 9.7% beginning in FY2015. Further, since inflation is a constant factor going forward, to stand still is to lose more.

**ADEQUACY AS A MATTER OF EXPERT OPINION, EXPERTISE, OR INVOLVEMENT:**

Considering the previous discussion, we find it significant that the true experts, and the true expertise in the area of education, as presented to us, were from those trained or tasked with actually providing, or overseeing, the state's educational pursuits. In this case, these are the teachers and staff of the local school districts, the local boards

of education, the members of the Kansas State Board of Education, and others who have been tasked with the day to day duties or have material involvement with the needs and operation of the Kansas K-12 school system. Of the experts presented extraneous to the Kansas school system, such as Dr. Baker or the retained and underlying principals behind the Augenblick & Myers study and the retained and underlying principals behind the LPA study, we find these authors' credentialed opinions, prefaced as they were against the outputs to be achieved, to be highly credible and wholly unimpeached. We find the State's expert, Dr. Hanacek, as we had earlier noted in our original *Opinion*, believed that educational advancement rests in the quality of, not necessarily the quantity of, the resources it purchases. This, of course, is but a truism. We doubt he would eschew any of the Rose factors as not proper goals of an educational system nor doubt that the overwhelming majority of students can be taught, rather differing only on how best, how

efficiently, or at what cost it can be done. He acceded that it was the quality of the teaching that is key. Hence, Dr. Hanacek's opinions would not impeach the existence of achievement gaps, only question the strategies employed to overcome them. He proffered no solutions, but quality teachers, and certainly nothing that could be provided cheaper, much less free. As we noted, nothing in this case impedes independent inquiry into efficiencies, but the State's constitutional duty of providing a constitutionally adequate K-12 education cannot wait on the resolution of better or less expensive methods to its end.

The Kansas 2010 Commission, originally created by the legislature to monitor and report on school finance issues, recommended in its annual reports from December 2007 through its last report to the 2011 legislature issued in December 2010 that the BSAPP be set at \$4492 and that figure be inflation adjusted. (Plaintiffs' Exhibits 178 (2010) - 181 (2007)).

Further, the Kansas State Board of Education, has by a majority, at its meetings in July of each year beginning in 2009 recommended, unfailingly until this year, that the Legislature "fund current law" for the fiscal year next following the meetings. Before this year, there was a statutorily set BSAPP of \$4492. Further, other separately paid school funding was recommended including supplemental state aid, capital outlay, parents as teachers, the Mentor Teacher Program, professional development, school lunch, and national board certifications. See Plaintiffs' Exhibit 188: Board minutes (2009) at pps. 3-4); Plaintiffs' Exhibit 190: Board minutes (2010) at p. 3; Plaintiffs' Exhibit 186: Board minutes (2011) at p. 4 (also by judicial notice); Board minutes (7/10/12) at p. 5 (judicial notice); Board minutes (7/9/13) at p. 3 (judicial notice): recommendation for FY 2015 (judicial notice). For FY2016, the Board recommended the BSAPP be at \$4200 but increase the special education payment to 92% consistent with the long existing statute

(K.S.A. 72-978(a)(11)), increase Parents as Teachers funding and partially fund other noted separately paid programs. Prior to this meeting, the 2014 legislature had restored capital outlay funding and full supplemental state aid funding pursuant to an order of the Kansas Supreme Court. However, the legislature amended the \$4492 BSAPP set in K.S.A. 72-6410(b)(1) to reduce it to "be at least \$3838". (Senate Substitute for HB2506 § 37(a)). Hence, using its prior terminology of "funding the law" the Board obviously believed was not appropriate. For FY2017, the Board recommended the BSAPP be increased by \$100 per year as their recommendation after FY2016 and adopted like recommendations made for FY2016. Board minutes (7/8/14) at pps. 3-4 (judicial notice). No evidence has been proffered for the \$4200 BSAPP sum and the \$100 annual increments. As we note, that beginning sum is inconsistent with the established facts, both present and historical.



Every school district official, every teacher, and every school employee that dealt with students and every official from any association that dealt with K-12 schools and their funding needs opined that school district needs in terms of funding were presently, and clearly, inadequate to the tasks of providing a constitutionally adequate education to Kansas's K-12 students. None waived in their opinion, no opinion faltered in the face of cross-examination, and no evidence, other than that previously rejected by us, was offered to the contrary. The experts whose studies propounded the costs to sustain a constitutionally adequate education similarly stood unimpeached as to either qualifications, expertise, or their conclusions reached. Nothing advanced here subsequent has undermined their opinions.

Accordingly, we conclude that that the Kansas K-12 school finance formula still stands as constitutionally inadequate by its failure to assure and implement adequate funding to meet and sustain a constitutionally

adequate education as a matter of sound expert opinion and sound opinion from those with relevant and reliable expertise and experience with the Kansas K-12 school system. As the Rose factors but express the accepted, common sense, outcomes to be achieved from a K-12 education, the approaches and principles to that end must rest currently with educators and those others knowledgeable in the approaches to accomplish those ends. It is fair and reasonable to believe, as highly true, from all the evidence advanced in this case emanating from these knowledgeable people, that these educational goals, these Rose standards, are not met, and will not be met, by the current level of state supported educational funding. School districts now stand belabored by fiscal incapacity to do so and hampered further by the resulting inability to accomplish those ends over the necessary time it takes to develop plans to do as was expressed by Dr. Lane. Clearly, the conclusion expressed directly, and certainly implicity, by all such individuals at

trial was that current funding was inadequate to the task of assuring a constitutionally adequate education, one that is tailored to, and will meet, the needs of the wide diversity of individual students that comprise the Kansas K-12 student body.

#### **CONCLUSIONS:**

At the beginning of FY 2009 (July 1, 2008), the evidence established that the Kansas K-12 school system was functioning as a K-12 school system should in order to provide a constitutionally adequate education to Kansas children. It was supported by, and based upon, a consensus of expert opinion, both as to need and expense. At that time, the Kansas K-12 school system had the apparent necessary fiscal capacity and statutorily set funding in the future to plan to meet, and meet, the *Rose factors* if the LOB was considered, as well, a financial resource to some greater or lesser extent. At that time, the BSAPP was \$4433, capital outlay was fully funded to its statutory measure, special State supplemental aid was fully funded,

special education was funded above the federal "maintenance level", other programs such as Teacher Mentoring and Parents as Teachers were funded, Title I federal funds were being used, and a measure of LOB funds were still available for local enhancements or innovations. There was no cannibalization evident that would sacrifice essential staffing or programs to even still more essential staffing and programs. At that point the K-12 system was constitutionally functioning and moving, in our view, toward improving students' progress and opportunities as identified by the *Rose factors*. There were, in that period, resources available that gave school districts the fiscal capacity to provide a constitutionally adequate K-12 school education in light of the *Rose factors* to each student in Kansas willing to grasp it. The removal of any one of these financial pillars, whether separately funded or not - this *total* funding - was, is, and would be, a negative and demonstrably, in the recent past,

turned, and still turns, the K-12 system on itself harming its students.

Such a condition, as evidenced by the lack of proffers of any material change and the lack of any material dollar resources coming into the system, still materially persists. The recent restoration of capital outlay and supplemental state aid funding for FY2015 only eliminated the cannibalization of other needed funds that were used to augment these recently restored source of funds in the past. Therefore, in our view, as we noted, any claims for credit or setoff for otherwise independently *established* sources of funding has clearly not been sufficiently advanced, if at all, or otherwise lacks the facts, good sense, or sophistication to support the attempt and must be rejected. K-12 school funding in Kansas is still proceeding by political choice to use otherwise available state financial resources elsewhere or not at all or to shield above a certain level important local property tax resources from statewide taxation, both to

the harm of the Kansas K-12 school system and in the face of the constitutional imperative of Art. 6, § 6(b).

As we said in our original *Opinion* at p. 110:

"Certainly what the exact amount needed can well be seen to be within a range where some discretion may be exercised simply from the complexity and imprecision of the forecasting tools. A point fixed such as to discourage waste and promote efficiency is rational, but that point cannot be set merely by the amount of funds elected to be made available. Compare, *Americare Properties, Inc. v. Whiteman*, 257 Kan. 30 (1995)."

Importantly, we then felt, and still feel, that it is very important to ensure that a "brightline" of funding and formula structure be established from which to measure needs, whether that be an increase or decrease, and as a basis from which to assure constitutional adequacy has been maintained. The continuity of funding - its stability - is important for institutional planning and the maximization of existing resources and efficiencies. It was once said in a prior opinion that "hundreds" of ways were

available to the legislature to address K-12 funding issues. We would disagree as to the number, however, more to the point is that there are equally many such ways to undermine the K-12 school system, including to simply misspeak the essential expenditure needs that actually further student achievement. Without a brightline, the plethora of means to make dissipating changes to the Kansas K-12 finance formula can be gauged neither easily nor are they readily subject to prompt scrutiny. An example would rest in the elimination by § 36(f), § 36(u), and § 67 of Senate substitute for HB2506 of the non-proficient weighting for students otherwise ineligible for a free lunch, which caused a statewide decrease in funds that would have otherwise been employed to combat student non-proficiency, which status epitomizes a failure of educational purpose at a level far below that envisioned by the *Rose* factors. A brightline would also establish a baseline from which to calculate inflation. As a "brightline", such sum and the

statutes distributing it, would stand as clear markers to evaluate the effect of any forthcoming, or in-progress, changes to the K-12 school system as well as to accommodate in dollars any efficiencies that might be subsequently brought to bear in the future that could diminish or stabilize system costs.

We did not, at the entry of our original *Opinion*, expressly include a future inflation adjustment above the BSAPP of \$4492 we deemed preliminarily "adequate". Rather, we sacrificed that obvious need in favor of that fixed brightline set by statute K.S.A. 72-6410(b)(1), since repealed and now reduced to \$3838, leaving the obvious to the legislature or by the passage of further time to a modification of our brightline judgment amount on appeal. Nevertheless, inflation needs to be considered.

As we have discussed in our earlier analysis, if the LOBS are to be relied upon as a significant funding source, both a fail-safe and a floor need to be established to assure the existence and continuity of



adequate funding. However, until a floor is established to determine where and at what level reliance on local option budgets must necessarily cease and a fail-safe funding mechanism established to assure constitutional funding adequacy in order to prevent an unconstitutional shortfall, no proper allocation between a BSAPP and LOB funding can be identified, only the total of the shortfall can be best identified by reference to the per pupil core expenditures necessary to meet the educational outcomes set by the *Rose factors*. Thus, at least in the first instance, a political judgment must be made by the legislature in regard to the proper reaches of, and parameters for, the concept of the LOB in terms of the use of those funds for enhancements or spending at the choice of local school boards. However, the need to establish such a floor and establish such a fail-safe is not an option if the LOB is to be relied upon as a pillar of constitutionally adequate funding. Without such a line and without such a fail-safe, the Kansas school finance

formula's current reliance on the LOB as a funding mechanism is clearly violative of Art. 6, § 6(b) as it lacks assurance to the funding.

Here, as we noted earlier, the long time consensus of expert opinion and expertise reflected that any sum less than the value of \$4492 as the BSAPP, including the pre-existing weightings to be derived from it, would be inadequate from any expert or evidential perspective. The unanimous evidence was that the Kansas K-12 system was progressing in its educational mission from and after the *Opinion in Montoy II* to the beginning of the cuts first had in February, 2009, when the BSAPP beginning July 1, 2008, had been set at \$4433 and was scheduled for FY2010 to be \$4492. These established BSAPP amounts were subject to set off for the State's special education payment after weighting to comprise a school district's general fund. Inflation was not a factor, given the "Great Recession", until beginning in 2010. Now \$4492, as the FY2010 BSAPP was then set to begin July 1, 2009, would

be worth \$4980 in 2014 dollars. A BSAPP in 2012 dollars of \$4492, as we sought to enforce in our January 2013 *Opinion*, would now be worth \$4654 in 2014 dollars.

Of note to these funding considerations, however, is that in FY2009 the LOBs of school districts statewide at that BSAPP funding level of \$4492 in 2009 dollars would have required about 66% of those funds, *as measured against the average of the cost projections, to be used to support a constitutionally adequate level of funding*, hence, leaving about 34% to be substantially used in their traditional sense for enhancements. This allocation was determined by using our charting methodology in reference to Plaintiffs' Exhibit 9 - *FY2009 Legal Max* - and adjusting the general funds, exclusive of special education, and the LOBs upward by 1.33% to reflect the higher BSAPP of \$4492, then deflating the cost estimates, as shown in 2012 dollars, by 7.01%. That BSAPP sum of \$4492 in FY2009, based on the allocation of costs between the

general funds and the LOBs statewide, comports with our demonstrative charts at about 5.5% above that for a BSAPP set at \$4654 in 2014 dollars. See Appendix A. All USDs at Column V. However, when a BSAPP of \$4492 in 2012 dollars is configured against the needs of the Plaintiff school districts, with the exception of U.S.D. 443 in Dodge City, the LOB funds remaining, if any, for accomplishing a locally determined use are substantially, even perilously, reduced, in fact down to below zero in U.S.D. 308 in Hutchison, leaving only about 8% in U.S.D. 259 in Wichita, and only near 16% in U.S.D. 500 in Kansas City. Only Dodge City, at about 42% remaining, escapes this dearth in funds available for purely local discretion and choice. Inflation adjustments, which also require inflation adjustments to the study cost projections, do nothing but maintain the status quo, by example, a \$4492 BSAPP in 2012, which would be \$4654 in 2014 dollars, is but a maintenance mechanism for a status quo not a cure for any deficiencies existing in funding. Hence, the above

discussion in reference to the Plaintiff school districts applies without material change at a BSAPP of \$4654.

Assuming all other financing sources established by law are substantially funded in full and assuming no material changes to the statutory formula or weightings have been made or if made to the downside will not be maintained, our charting would indicate that a BSAPP near \$4654 could be appropriate, *but only so if it was also accompanied by selective and relevant upward changes in weightings* such as to meet the obvious needs of the Plaintiffs, and like school districts with large subgroups, that, in having been forced to use their LOB funds in the past or will without increased direct state sourced funding, need to in order to provide their students with the adequacy of education the Constitution demands. That sum of \$4654 as a BSAPP would also assume a low floor would be left for the discretionary use of LOB funds, but a BSAPP near \$4654, *coupled with relevant weightings increased upward in*

percentage, could fairly mark, when coupled with a floor and fail-safe, a bottom threshold level in our view of a range of reasonableness of constitutional funding adequacy as set against the *Rose factors*.

As our charting notes, a BSAPP of \$4492 in 2009 was worth \$4807 in 2012 dollars or an increase of approximately 7.01% above 2009 and is now worth \$4980 in 2014 dollars or a further increase of approximately 3.6%. However, common sense would dictate that the trauma of underfunding since 2009 brought a more critical eye to school district expenditures and some aspects of business as usual. Hence, the full impact of inflation may have been muted. In fact, reference to Plaintiffs' exhibits evidencing the ramifications of funding cuts by school districts during this period would reflect that some non-classroom or non-student oriented cuts, facially at least, reflect good business sense. Further, as previously noted, the ratio of use of the school district's general funds and their LOBs as applied against the average of the cost estimates

has stayed relatively consistent notwithstanding inflation.

However, if the LOB, as a financial resource, is to be to some substantial degree maintained for locally determined purposes, then a BSAPP funding threshold in the range of \$4980 or above in 2014 dollars could likely be needed just as a matter of having available dollars in an LOB for those purely local choices. A BSAPP sum of \$4980, as shown by our demonstrative chart, would provide more funds for local choice than the approximate probable usage in FY2009 of 66% of LOB funds for expenditures that can now be seen as actually necessary to support a constitutionally adequate education in light of the *Rose factors*, rather than merely "enhancements" as previously characterized. We cite again Plaintiffs' Exhibit 288 as an example of LOB usage for many such critical programs and staffing.

However, as we have noted, and by reference to our charting, at whatever BSAPP, a vagary between districts would exist in funds remaining in an LOB usable for

principally local enhancements above the fiscal capacity needed by a school district to pursue educational opportunities for its students in light of the *Rose factors*. This vagary cannot simply be corrected by a change in the BSAPP as it could overpay some school districts statewide and, like the examples with the Plaintiff school districts, does not level the playing field for the needs evidenced in all cases. It evidences a risk of inherent inequity if not properly tuned. Hence, at whatever BSAPP, attention to an upward increase in weightings needs to be considered, both as to fulfilling relevant needs that flow from such subgroupings and as a cost containment measure in lieu of a too broadly funded BSAPP for others. Such selective increases in weightings could well substitute for a greater increase in the BSAPP, which can be, as shown, not a one size fits all funding mechanism. Further, as noted, and similarly, whatever level is preserved in an LOB for strictly local use needs to be uniform in percentage while remaining equal in



purchasing power to the tax effort in order to avoid issues of inequity in funding and opportunity as well as in the use of the LOB funds.

We caution here we are not directing an exact BSAPP figure nor are we directing any exact method to any funding, but rather only noting parameters which should be considered in formulation to avoid unconstitutional results. As it is, we have no other reference from which to speak but the existing Kansas school finance formula. Whether, in fact, the LOB itself as a concept is to be maintained or what its parameters would be is one principally for the legislature. Rather, again, by reference to the adjusted overall study projections of the *core expenditure per pupil costs*, it is the necessity of an assured total of funding *for core educational expenditures* that needs to be met from whatever source that is our focus and is the focus of Art. 6, § 6(b) of our Constitution. It is best evidenced in this case by a per pupil dollar expenditure range for core expenditures that needs to

be met without reference to the nomenclature of how it would be met. We have only provided the examples. As such, the best guide to the appropriate funding to assure a constitutionally adequate education in light of the *Rose factors*, above any discretionary funding elected to remain in an LOB, is reflected by the per pupil expenditures needed for core expenditures as reflected in the cost studies as adjusted by us. In our charting, this is reflected for the Plaintiff school districts, as well as statewide, by columns E, F, and G or columns O, P, and Q, where shown as inflation adjusted for 2014.

Our approach to funding considerations is fortified by evidence of the unqualified invasion and overrun of LOB generated funds and local reserves during the shortfall in funds beginning in February 2009 and the layoff of staff and programs shown by the evidence to be instrumental to student success and an adequately balanced, *Rose factors*, K-12 education. Since 2009, these programs and staffing could only have been

restored from funds representing an increase in the student body count overall and any associated weightings. While we used the FY2012 "Legal Max's" "Total Adjusted Enrollment" figures in our analysis for constructing our discussions and charting here and in our prior *Opinion* (Plaintiffs' Exhibit 12), reference to the FY2015 "Legal Max", which we judicially notice, shows "Total Adjusted Enrollment" for FY2015 to now be 460,926.7 or a gain of 5944 new students. (See FY2015 "Legal Max" at Col. 4(c)). The category noted as "Subtotal weighted FTEs, excluding special education" (*Id.* Column 17(a)) reflects 683,497.2 or an increase, as weighted, of 11,528.2 students. Given the level of existing funding, these new funds generated based on an increase in students would have had to have been cannalibized when measured by the per pupil expenditures that go to providing a *Rose factors* education. Simply, no other identifiable source of funds has been identified or proffered that would have

made up for these shortfalls and inflation has just dug the hole deeper.

As we have found, if a school district's LOB is to be relied upon as a constitutionally acceptable pillar of funding, a statutory fail-safe and an equitable and enforceable floor to the credit sought by the State for heretofore "local funds" should be seen as necessary of establishment to protect against local funding inadequacy or local resistance by those who might see through what appears to be the mirage that currently stands under the nomenclature of local effort, local choice, or local control. The diversion of local funds to substitute for statewide resources at some point would seemingly seem to substitute a state conservatorship for local choice and control.

We find that as the financing system now stands, one cannot classify the school financing structure as reliably constitutionally sound because the legislature has tied its constitutional duty to the unenforceable precept, yet parochial illusion, of local control and

local funding choices as one linchpin for the assurance of constitutionally adequate funding. However, that delegation of constitutional duty to discretionary choice is both unlawful under Art. 6, § 6(b) and substantially threatens the common good of all Kansas children wherever they may reside in Kansas.

Further, *current* dollar funding inadequacy has been established beyond any doubt notwithstanding the use of those LOB resources. As our *All USDs* chart in *Appendix A* evidences, a bottom range of reasonableness is reflected to be somewhere near \$4654 per pupil, *but only when that BSAPP is coupled with increases in weightings*, the LOB is intended to be consumed substantially in full to meet the *Rose factors*, and a fail-safe exists that would kick in that would backstop any shortfall. If that approach is chosen, then substantially all choice of expenditure purpose for an LOB has been surrendered to the State.

At a BSAPP of \$4980, only about one-half of the LOB funds *statewide* would remain for what before stood as

local efforts and sacrifice to improve their local system beyond merely adequate. Nevertheless, the vagary between school districts in the amount of traditional use LOB funds left may vary and expose an inequity. As we have noted, and as can be ascertained from our charting in *Appendix A at All USDs, Columns A-J*, if all the funds to provide a *Rose factors* education at a BSAPP of \$4980 were to come from local districts general funds as generated by a BSAPP and its weightings, *exclusive of special education*, and the LOBs were fully preserved as originally envisioned, the *increase in the funding obligation from statewide resources* would then range from \$491 per unweighted pupil to \$1692 per unweighted pupil with the average being \$1092 per unweighted pupil. If not, then this range of amounts otherwise would be left to be drawn instead from LOB funds, including as supported by supplemental state aid, yet, as the current formula stands, the lack of an assurance of adequate funding from LOB sources, being unenforceable as to result, and

without a fail-safe and an equitable floor, cannot stand as constitutionally acceptable support for a constitutionally adequate education in light of the *Rose factors*.

Nevertheless, whether, and how, that overall obligation is to be shared or imposed is a matter for the legislature after consulting with their constituents. However, imperative to that legislative choice to rely on the LOBS, if that be the choice, then, beyond any floor or fail-safe needed, there is also a necessity for an expenditure mandate to the use of funds at least equal to the one accompanying supplemental state aid payments. This would, in turn, make the latter mandatory, rather than discretionary as we previously found. See K.S.A. 72-6434(e)(1) and (f). Further, it is a choice that the State, *as the ultimately responsible party by our Kansas Constitution*, would need to be committed to enforce. It would be a choice that could also carry other litigation risks for the State or the school districts.

By example, if the LOB funds remaining were too low or too restricted, other objections may come to fore, e.g., *Patrella v. Brownback*, 980 F.Supp.2d, 1293 (D. Kan. 2014); *U.S.D. 229 v. State*, 256 Kan. 232 (1994); and *U.S.D. 380 v. McMillen*, 252 Kan. 451 (1993).

However, what that line is, if that course is chosen, is not ours at this time nor should it ever be in the first instance. Of course, a, perhaps, more difficult choice, yet the most straight forward and transparent choice, would be for the State to fully fund the formula from the front end rather than approach it from the rear. While subtlety accompanied this backdoor financing approach in the past, that choice would now become transparent.

Accordingly, paraphrasing the textual premise of the Kansas Supreme Court's Remand Order, we find the Kansas public education financing system provided by the legislature for grades K-12 - through structure and implementation - is not presently reasonably calculated to have all Kansas public education students meet or



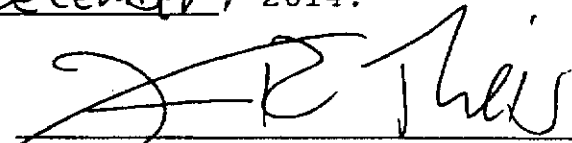
exceed the *Rose factors*. As we have analyzed, it is inadequate from any rational perspective of the evidence presented or proffered to us.

For obvious reasons, we would caution that this case not be summarily concluded, *i.e.*, be dismissed, until the appropriate and necessary judgments have been made by the legislature and some time passes thereafter which would be used to gauge the effects of the judgments made that would assure a constitutional commitment to constitutionally acceptable funding has been reached. Only then could the long pattern of faltered compliance with Art. 6, § 6(b) of the Kansas Constitution not again work harm to any K-12 students. If constitutionally conforming action is taken by the legislature, its tenets should be reduced to a binding enforceable judgment. Nevertheless, we understand the self-imposed fiscal dilemma now facing the State of Kansas, both with or without this *Opinion*. Since the obligations here declared emanate from our Kansas Constitution, avoidance is not an option. However, the

affirmative path to compliance and its duration may well rest in sincerity, practicality, and reasonable accommodation. A renewed effort at mediation focused on a remedy would seem appropriate, yet, at the parties choice. We do not perceive we have authority through this remand to enter but a declaratory judgment and findings. We only declare the omissions or defects identified by the evidence under the auspices of the mandate. Accordingly, a declaratory judgment is entered as stated aforesaid in this *Memorandum Opinion*. However, this Court stands always ready on proper application to act to enforce our Kansas Constitution.

Lastly, in concluding, we highly commend the efforts of all attorneys who presented their respective positions professionally and competently on the issues in this important case and we appreciate the patience accorded us in the completion of our task.


By the agreement of the Panel, IT IS SO ORDERED,  
this 30<sup>th</sup> day of December, 2014.

  
\_\_\_\_\_  
Franklin R. Theis  
Judge of the District Court,  
Panel Member and Presiding Judge

\_\_\_\_\_  
Robert J. Fleming  
Judge of the District Court,  
Panel Member

\_\_\_\_\_  
Jack L. Burr  
District Court Judge Retired,  
Panel Member

cc: Alan Rupe  
Jessica L. Skladzien  
John S. Robb  
Arthur Chalmers  
Gaye B. Tibbets  
Jerry D. Hawkins  
Rachel E. Lomas  
Stephen R. McAllister  
Jeffrey A. Chanay  
M.J. Willoughby  
Derek Schmidt




STATE OF KANSAS, COUNTY OF SHAWNEE, S.S.  
I hereby certify the above and foregoing to be  
a true and correct copy, the original of which  
is filed and entered of record in the court  
Dated February 12, 2015

CLERK of the DISTRICT COURT  
By Ashley Michaelis  
DEPUTY

By the agreement of the Panel, IT IS SO ORDERED, this \_\_\_\_\_ day of \_\_\_\_\_, 2014.

Franklin R. Theis  
Judge of the District Court,  
Panel Member and Presiding Judge



Robert J. Fleming  
Judge of the District Court,  
Panel Member

Jack L. Burr  
District Court Judge Retired,  
Panel Member

Alan Rupe

- Jessica L. Skladzien
- John S. Robb
- Arthur Chalmers
- Gaye B. Tibbets
- Jerry D. Hawkins
- Rachel E. Lomas
- Stephen R. McAllister
- Jeffrey A. Chanay
- M.J. WIloughby
- Derek Schmidt

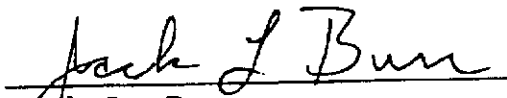
By the agreement of the Panel, IT IS SO ORDERED, this  
\_\_\_\_\_ day of \_\_\_\_\_, 2014.

---

Franklin R. Theis  
Judge of the District Court,  
Panel Member and Presiding Judge

---

Robert J. Fleming  
Judge of the District Court,  
Panel Member

  
\_\_\_\_\_  
Jack L. Burr  
District Court Judge Retired,  
Panel Member

cc: Alan Rupe  
Jessica L. Skladzien  
John S. Robb  
Arthur Chalmers  
Gaye B. Tibbets  
Jerry D. Hawkins  
Rachel E. Lomas  
Stephen R. McAllister  
Jeffrey A. Chanay  
M.J. Willoughby  
Derek Schmidt

## APPENDIX A

The following charts attempt to separately reflect the overall school districts statewide general funds total and each individual Plaintiff school district's general fund - U.S.D. 259, Wichita; U.S.D. 308, Hutchinson; U.S.D. 443, Dodge City; and U.S.D. 500, Kansas City, Kansas - all exclusive of special education, the approximate LOB applicable to each entity chartered given a certain dollar level of a BSAPP, the value per pupil of these funds, a comparison of the per pupil costs taken from the Augenblick & Myers and Legislative Post Audit Studies with those values, and ending dollar balances in such funds or the lack thereof if such cost estimates were met at the BSAPP levels profiled.

While the charts should be mostly self-explanatory, the study estimates need further explanation. The estimates from the cost studies in the noted columns were conformed by us as best as possible to reflect equal component measures. See our original trial court

Gannon opinion at pps. 98 - 108. The Augenblick & Myers study estimates were constructed as done in that earlier opinion.

The Legislative post audit study estimates also follow our original Gannon opinion footnotes, however, here, the LPA estimates have been individualized for the noted school district charts and for the statewide - all USDs - composite of school districts chart. Here, the beginning basis for the LPA study estimates was taken from *Appendix F* of that study (Plaintiffs' Exhibit 199, pps. C68-C77) and appropriately inflation adjusted from 2003-04 dollars (*Id.*, p. C77).

Further, for reasons explained in the *Opinion* of which this Appendix is a part, federal funds are *not* deducted in the LPA estimates as they were by the LPA or as we assented to in our original Gannon opinion. Further, although we had deducted expense attributed to capital outlay in our earlier *Opinion*, as did the LPA, it was not deducted here from the inflation adjusted estimates shown in 2012 dollars since no capital outlay

was paid in that period and school district's general funds, as a practical matter, and as we found, substituted therefore, if at all.

However, since capital outlay was reinstated for FY2015, capital outlay is appropriately deducted based on an exhibit proffered by both parties, which is the Dale Dennis's Memorandum of April 17, 2014, with an attachment showing the effects of Senate Substitute for HB2506, which included a reference to "Proposed Capital Outlay Aid". See *Plaintiffs' Motion for Judgment on the Existing Record* at Exhibit B; *Plaintiff's Supplemental Response to Show Cause Order* at Exhibit 507; and the *State's Proposed Findings of Fact and Conclusions of Law* at Ex. 1501.

The capital outlay amount to be deducted from the estimates was arrived at by dividing the capital outlay entitlements shown for each noted school district and then for the school districts statewide by the school district or statewide, as appropriate, 2014 per pupil "total adjusted enrollment" as shown in the "FY2015



Legal Max", which we also judicially notice. These adjustments for capital outlay are reflected in the 2014 inflation adjusted estimates under the BSAPP comparisons for \$4654 and \$4980. Because the other comparisons stated in 2012 dollars do not reflect a capital outlay adjustment, there is some distortion on what would have otherwise occurred with the inflation adjustments with the LPA comparisons. Further, as to all comparisons, rounding of the numbers may have produced some imprecision.

| H   | I   | J   | K   | L                | M                                | N                               | O                           | P                           | Q   | R  |
|---|---|---|---|------------------|----------------------------------|---------------------------------|-----------------------------|-----------------------------|---|--|
| Difference + or - Actual General Fund Per Pupil vs. A&M Projection Per Pupil \$ (D-E) | Difference + or (-) Actual General Fund Per Pupil vs. LPA Projection Per Pupil \$ (D-F) | Difference + or - Actual General Fund vs. A&M/LPA Projection Average Per Pupil \$ (D-G) | LOB \$  | LOB Per Pupil \$ | General Fund and LOB Combined \$ | General Fund & LOB Per Pupil \$ | A&M Projection Per Pupil \$ | LPA Projection Per Pupil \$ | A&M and LPA Projections Averaged Per Pupil \$ | Difference + or (-) Actual General Fund and LOB Combined Per Pupil vs. A&M Projection Per Pupil \$ (N-0) |
| (-) 3159  | (-) 2053  | (-) 2606  | 967,519,099<br>(Plaintiff's Exh. 12)                    | 2126             | 3,522,236,455                    | 7741                            | 8774                        | 7668                        | 8221  | (-) 1033   |
| (-) 2101  | (-) 995   | (-) 1548  | 969,208,721<br>From Plaintiff's Exh. 253, p. 8, Col. D) | 2130             | 4,005,132,097                    | 8803                            | 8774                        | 7668                        | 8221  | (+) 29   |
| (-) 2177  | (-) 976   | (-) 1577  | 1,004,158,387   | 2207             | 4,149,557,160                    | 9120                            | 9090                        | 7889                        | 8490  | (+) 30   |
| (-) 1634  | (-) 528   | (-) 1081  | 1,037,150,252   | 2280             | 4,285,921,857                    | 9420                            | 8774                        | 7668                        | 8221  | (+) 646  |
| (-) 1692  | (-) 491   | (-) 1092  | 1,074,549,890   | 2362             | 4,440,441,117                    | 9760                            | 9090                        | 7889                        | 8490  | (+) 670  |
| (-) 1815  | (-) 872   | (-) 1344  | 917,235,442   | 2039             | 3,752,787,610                    | 8343                            | 8199                        | 7176                        | 7648  | (+) 144  |

| A&M and LPA Projections Averaged Per Pupil \$ (B+F-2) | Difference + or - Actual General Fund Per Pupil vs. A&M Projection Per Pupil \$ (D-E) | Difference + or (-) Actual General Fund Per Pupil vs. LPA Projection Per Pupil \$ (D-F) | Difference + or - Actual General Fund vs. A&M/LPA Projection Average Per Pupil \$ (D-G) | LOB \$   | LOB Per Pupil \$ | General Fund and LOB Combined \$ | General Fund & LOB Per Pupil \$ | A&M Projection Per Pupil \$ | LPA Projection Per Pupil \$ | A&M and LPA Projections Averaged Per Pupil \$ (O+P-2) | Difference + or (-) Actual General Fund and LOB Combined Per Pupil vs. A&M Projection Per Pupil \$ (N-0) |
|---|---|---|---|--|------------------|----------------------------------|---------------------------------|-----------------------------|-----------------------------|---|--|
| 8918  | (-) 2779  | (-) 3181  | (-) 2980  | 96,249,466<br>(Plaintiff's Exh. 12)              | 2100             | 368,403,379                      | 8038                            | 8717                        | 9119                        | 8918  | (-) 679<br>(N-0)   |
| 8918  | (-) 1661  | (-) 2013  | (-) 1862  | 98,071,821<br>From Plaintiff's Exh. 253, Col. D) | 2140             | 421,448,645                      | 9196                            | 8717                        | 9119                        | 8918  | (+) 479  |
| 9253  | (-) 1720  | (-) 2063  | (-) 1942  | 101,608,291                                      | 2217             | 436,687,526                      | 9528                            | 9031                        | 9374                        | 9253  | (+) 497  |
| 8918  | (-) 1166  | (-) 1568  | (-) 1357  | 104,946,656                                      | 2290             | 451,034,999                      | 9841                            | 8717                        | 9119                        | 8918  | (+) 1124   |
| 9253  | (-) 1208  | (-) 1551  | (-) 1430  | 108,731,032                                      | 2372             | 467,299,321                      | 10,196                          | 9031                        | 9374                        | 9253  | (+) 1165   |

|      | A&M and LPA Projections Averaged Per Pupil \$ (E+F-2) | Difference + or - Actual General Fund Per Pupil vs. A&M Projection Per Pupil \$ (D-E) | Difference + or (-) Actual General Fund Per Pupil vs. LPA Projection Per Pupil \$ (D-F) | Difference + or - Actual General Fund vs. A&M/LPA Projection Average Per Pupil \$ (D-G) | IOB \$ | IOB Per Pupil \$ | General Fund and IOB Combined \$ | General Fund & IOB Per Pupil \$ | A&M Projection Per Pupil \$ | LPA Projection Per Pupil \$ | A&M and LPA Projections Averaged Per Pupil \$ (O+P-2) | Difference + or (-) Actual General and I Combi and I Pupil A&M Proj Per I (N-O) |
|------|---|---|---|---|--------|------------------|----------------------------------|---------------------------------|-----------------------------|-----------------------------|---|---|
| 8099 | (-) 3402  | (-) 2351  | (-) 2877  | 8,773,919 (Plaintiff's Exh. 12)   | 1824   | 33,937,140       | 7046                             | 8624                            | 7573                        | 8099                        | (-  |   |
| 8099 | (-) 2418  | (-) 1367  | (-) 1893  | 8,920,822 From Plaintiff's Exh. 253, p. 8, Col. D)                                      | 1855   | 38,764,369       | 8061                             | 8624                            | 7573                        | 8099                        | (-  |   |
| 8372 | (-) 2505  | (-) 1379  | (-) 1942  | 9,242,507   | 1922   | 40,162,212       | 8351                             | 8935                            | 7809                        | 8372                        | (-  |   |
| 8099 | (-) 1983  | (-) 932   | (-) 1458  | 9,546,172   | 1985   | 41,481,752       | 8626                             | 8624                            | 7573                        | 8099                        | (-  |   |
| 8372 | (-) 2055  | (-) 929   | (-) 1492  | 9,890,407   | 2057   | 42,977,584       | 8937                             | 8935                            | 7809                        | 8372                        | (-  |   |

| A&M and LPA Projections Averaged Per Pupil \$ (E+P-2) | Difference + or - Actual General Fund Per Pupil vs. A&M Projection Per Pupil \$ (D-E) | Difference + or (-) Actual General Fund Per Pupil vs. LPA Projection Per Pupil \$ (D-F) | Difference + or - Actual General Fund vs. A&M/LPA Projection Average Per Pupil \$ (D-G) | LOB \$  | LOB Per Pupil \$ | General Fund and LOB Combined \$ | General Fund & LOB Per Pupil \$ | A&M Projection Per Pupil \$ | LPA Projection Per Pupil \$ | A&M and LPA Projections Averaged Per Pupil \$ (O+P-2) | Difference + or (-) Actual General Fund am LOB Combine Per Pupil vs. A&M Project Per Pupil \$ (N-0) |
|---|---|---|---|---|------------------|----------------------------------|---------------------------------|-----------------------------|-----------------------------|---|---|
| 8958  | (-) 2468  | (-) 2759  | (-) 2614  | 14,675,900 (Plaintiff's Exh. 12)              | 2418             | 53,176,249                       | 8762                            | 8812                        | 9103                        | 8958  | (-) 50  |
| 8958  | (-) 1273  | (-) 1564  | (-) 1419  | 14,895,541 From Plaintiff's Exh. 253, Col. D) | 2455             | 60,647,816                       | 9994                            | 8812                        | 9103                        | 8958  | (+) 118   |
| 9251  | (-) 1319  | (-) 1561  | (-) 1440  | 15,432,674                                    | 2543             | 62,834,776                       | 10354                           | 9130                        | 9372                        | 9251  | (+) 122   |
| 8958  | (-) 744   | (-) 1035  | (-) 890   | 15,939,718                                    | 2627             | 64,899,225                       | 10694                           | 8812                        | 9103                        | 8958  | (+) 188   |
| 9251  | (-) 771   | (-) 1013  | (-) 892   | 16,514,504                                    | 2721             | 67,239,199                       | 11080                           | 9130                        | 9372                        | 9251  | (+) 195   |

|    | Difference + or - Actual General Fund Per Pupil vs. A&M Projection Per Pupil \$ (D-E) | Difference + or (-) Actual General Fund Per Pupil vs. LPA Projection Per Pupil \$ (D-F) | Difference + or - Actual General Fund vs. A&M/LPA Projection Average Per Pupil \$ (D-G) | LOB \$   | LOB Per Pupil \$ | General Fund and IOB Combined \$ | General Fund & IOB Per Pupil \$ | A&M Projection Per Pupil \$ | LPA Projection Per Pupil \$ | A&M and LPA Projections Averaged Per Pupil \$ (O+P-2) | Difference + or (-) Actual General Fund and IOB Combined Per Pupil vs. A&M Projection Per Pupil \$ (N-0) |
|----|---|---|---|--|------------------|----------------------------------|---------------------------------|-----------------------------|-----------------------------|---|--|
| 16 | (-) 2489  | (-) 3969  | (-) 3229  | 45,495,582<br>(Plaintiff's Exh. 12)              | 2410             | 162,281,133                      | 8597                            | 8676                        | 10,156                      | 9416  | (-) 79<br>(N-0)  |
| 16 | (-) 1324  | (-) 2804  | (-) 2064  | 46,450,692<br>From Plaintiff's Exh. 253, Col. D) | 2461             | 185,233,969                      | 9813                            | 8676                        | 10,156                      | 9416  | (+) 1137   |
| 30 | (-) 1372  | (-) 2773  | (-) 2073  | 48,125,704                                       | 2549             | 191,913,506                      | 10167                           | 8989                        | 10,390                      | 9690  | (+) 1178   |
| 16 | (-) 811   | (-) 2291  | (-) 1551  | 49,706,886                                       | 2633             | 198,170,716                      | 10,498                          | 8676                        | 10,156                      | 9416  | (+) 1822   |
| 30 | (-) 841   | (-) 2242  | (-) 1542  | 51,526,456                                       | 2730             | 205,343,892                      | 10,878                          | 8989                        | 10,390                      | 9690  | (+) 1889   |

**APPENDIX B**

**APPENDIX B**



**PLAINTIFFS'**  
**EX. 254**

KSPDF000045

| USDW | County Name | USD Name           | Col 1<br>2009-10<br>FTE Equal<br>(as Mill. V/VRT) | Col 2<br>2010-11<br>FTE Positions<br>Reductions | Program Under Consideration for Reducing or Eliminating - 2010-11  |
|------|-------------|--------------------|---|---|--|
| 101  | Nezaho      | Brje               | 506.5   | 30.00   | Recreation, softball, golf, cross country, basketball, chess, HS cheerleader, HS speech/debate, vocational agriculture, wood shop, design program, banding program, preschool, transportation, computer services, food services, dental, library services, counseling services, career development food service, reduced midday, preschool, summer school, Terra Nova testing, athletic, tennis, Spanish, paraprofessionals, professional activities, gifted services, summer school, pre-professional, activities   |
| 102  | City        | Cameron-Ewing      | 658.7   | 10.00   | Classroom elementary classroom, industrial education, vocational agriculture, art, paraprofessionals, after school and summer school programs, individual arts, vocational agriculture, music, math, science, social studies, foreign language, library services, athletics, paraprofessionals, K-5 music and art, 9-12 industrial arts, after school, summer, and preschool programs  |
| 103  | Chryse      | Cheyfria           | 136.5   | 1.00  | Not applicable   |
| 105  | Rawlins     | Rawlins County     | 312.2   | 6.00  | Classroom elementary classroom, industrial education, vocational agriculture, art, paraprofessionals, after school and summer school programs, individual arts, vocational agriculture, music, math, science, social studies, foreign language, library services, athletics, paraprofessionals, K-5 music and art, 9-12 industrial arts, after school, summer, and preschool programs  |
| 106  | Near        | Western Plains     | 164.0   | 5.00  | Not applicable   |
| 107  | Jewell      | Rock Hills         | 293.3   | 0.00  | Not applicable   |
| 108  | Washington  | Washington County  | 396.5   | 5.00  | Track, golf  |
| 109  | Republican  | Republican County  | 471.0   | 8.00  | Vocational agriculture, math, English, social studies, music   |
| 110  | Phillips    | Thunder Ridge      | 231.5   | 0.00  | Overseer by consolidated law   |
| 111  | Dwight      | Dwight-Wren        | 376.5   | 0.00  | NA   |
| 200  | Greely      | Greely County      | 214.0   | 5.00  | Paraprofessionals, communications, health insurance, video production, mastering, middle school learning, variety athletics, full-day kindergarten, pre-kindergarten, library services, K-5 computing, K-8 art and music, extended day learning service/learning center, lunch bus services to only 2.5 miles or more, lunch and eliminate participation in activities, eliminate some activities, increase elementary classes, media center personnel (not secondary librarians), some counselors, increasing class size, fifth grade band, decrease sports and increase HS career and technical education, HS English and social studies classes, establish multi-grade classrooms, middle school electives, music, school resource officer, elementary counselor, 8th day of school work, music, elementary school aide |
| 202  | Wyandotte   | Turner             | 3,785.7   | 30.00   | Paraprofessionals, communications, health insurance, video production, mastering, middle school learning, variety athletics, full-day kindergarten, pre-kindergarten, library services, K-5 computing, K-8 art and music, extended day learning service/learning center, lunch bus services to only 2.5 miles or more, lunch and eliminate participation in activities, eliminate some activities, increase elementary classes, media center personnel (not secondary librarians), some counselors, increasing class size, fifth grade band, decrease sports and increase HS career and technical education, HS English and social studies classes, establish multi-grade classrooms, middle school electives, music, school resource officer, elementary counselor, 8th day of school work, music, elementary school aide |
| 203  | Wyandotte   | Piper              | 1,635.0   | 26.00   | Paraprofessionals, communications, health insurance, video production, mastering, middle school learning, variety athletics, full-day kindergarten, pre-kindergarten, library services, K-5 computing, K-8 art and music, extended day learning service/learning center, lunch bus services to only 2.5 miles or more, lunch and eliminate participation in activities, eliminate some activities, increase elementary classes, media center personnel (not secondary librarians), some counselors, increasing class size, fifth grade band, decrease sports and increase HS career and technical education, HS English and social studies classes, establish multi-grade classrooms, middle school electives, music, school resource officer, elementary counselor, 8th day of school work, music, elementary school aide |
| 204  | Wyandotte   | Bowling Springs    | 2,366.5   | 20.00   | Paraprofessionals, communications, health insurance, video production, mastering, middle school learning, variety athletics, full-day kindergarten, pre-kindergarten, library services, K-5 computing, K-8 art and music, extended day learning service/learning center, lunch bus services to only 2.5 miles or more, lunch and eliminate participation in activities, eliminate some activities, increase elementary classes, media center personnel (not secondary librarians), some counselors, increasing class size, fifth grade band, decrease sports and increase HS career and technical education, HS English and social studies classes, establish multi-grade classrooms, middle school electives, music, school resource officer, elementary counselor, 8th day of school work, music, elementary school aide |
| 205  | Butler      | Bluebonnet         | 515.5   | 5.00  | Paraprofessionals, communications, health insurance, video production, mastering, middle school learning, variety athletics, full-day kindergarten, pre-kindergarten, library services, K-5 computing, K-8 art and music, extended day learning service/learning center, lunch bus services to only 2.5 miles or more, lunch and eliminate participation in activities, eliminate some activities, increase elementary classes, media center personnel (not secondary librarians), some counselors, increasing class size, fifth grade band, decrease sports and increase HS career and technical education, HS English and social studies classes, establish multi-grade classrooms, middle school electives, music, school resource officer, elementary counselor, 8th day of school work, music, elementary school aide |
| 206  | Butler      | Remington-Whitwams | 524.5   | 3.50  | Paraprofessionals, communications, health insurance, video production, mastering, middle school learning, variety athletics, full-day kindergarten, pre-kindergarten, library services, K-5 computing, K-8 art and music, extended day learning service/learning center, lunch bus services to only 2.5 miles or more, lunch and eliminate participation in activities, eliminate some activities, increase elementary classes, media center personnel (not secondary librarians), some counselors, increasing class size, fifth grade band, decrease sports and increase HS career and technical education, HS English and social studies classes, establish multi-grade classrooms, middle school electives, music, school resource officer, elementary counselor, 8th day of school work, music, elementary school aide |
| 207  | Lawrence    | Fl. Lawrence       | 2,037.3   | 14.50   | Paraprofessionals, communications, health insurance, video production, mastering, middle school learning, variety athletics, full-day kindergarten, pre-kindergarten, library services, K-5 computing, K-8 art and music, extended day learning service/learning center, lunch bus services to only 2.5 miles or more, lunch and eliminate participation in activities, eliminate some activities, increase elementary classes, media center personnel (not secondary librarians), some counselors, increasing class size, fifth grade band, decrease sports and increase HS career and technical education, HS English and social studies classes, establish multi-grade classrooms, middle school electives, music, school resource officer, elementary counselor, 8th day of school work, music, elementary school aide |
| 208  | Trapp       | Wakarusa           | 411.2   | 10.50   | FACS, vocational business, science, driver's education, music, art, library services, permits as teachers, paraprofessionals   |
| 209  | Strom       | Morocco            | 187.8   | 5.50  | Shop, art, business, banding, cross country  |
| 210  | Strom       | Hogerton           | 983.9   | 4.00  | All summer school, after school teaching, summer school grants, permits as teachers, some athletic offerings   |
| 211  | Strom       | Norman             | 699.3   | 6.00  | Reduction in staff   |
| 212  | Strom       | Northern Valley    | 196.3   | 4.00  | Vocational agriculture, vocal  |
| 213  | Strom       | West Solomon       | 38.0  | 15.00   | Discontinuing effective July 1, 2010   |
| 214  | Grant       | Ulysses            | 1,615.7   | 10.00   | Permits as teachers, mentoring program, Career Learning Academy, computer, reading, activities, field trips, textbooks   |
| 215  | Kearny      | Leban              | 628.2   | 5.00  | Summer school, non-variety athletics, transportation   |
| 216  | Kearny      | Overfield          | 246.9   | 8.00  | Art, business, library services, counseling services, increase elementary class size, participation fees for athletic and academic events  |
| 217  | Marion      | Rolla              | 190.0   | 3.00  | Professional development, student body activities  |
| 218  | Marion      | Elkhart            | 643.1   | 9.00  | Music, activities, at-risk, scholar's level, forums, activities, field trips   |
| 219  | Clark       | Merritt            | 262.0   | 8.00  | Permits as teachers, three-year-old program, transportation, golf, wrestling, cross country  |
| 220  | Clark       | Ashtland           | 220.0   | 3.00  | Transportation, sports, activities, paraprofessionals at other school and business programs  |
| 223  | Washington  | Burns              | 379.8   | 5.00  | Positive change, wood, agriculture, art, music   |
| 224  | Washington  | Culture-Clyde      | 280.5   | 5.00  | School schedule, summer school, field trips, transportation, athletics   |
| 225  | Mingo       | Payton             | 162.0   | 2.50  | Elementary band/vocal music, library, library services/media, industrial arts (woodworking, metal/welding, CAD), physical education  |

909558

909558KSO6-FTE\_Program\_Reductions\_for\_2010-11 source prod\_affiliate 80.xls

5F0031.xls

| USD# | County Name | LSD Name         | Col 1                     |         | Col 2         |         | Programs Under Consideration for Reducing or Eliminating -- 2010-11   |
|------|-------------|------------------|---------------------------|---------|---------------|---------|---|
|      |             |                  | FTE Enroll (see MILITARY) | 2009-10 | FTE Positions | 2010-11 |   |
| 226  | Meads       |                  | 477.4                     |         | 4.70          |         | Summer school, increase class size, all-day kindergarten, textbooks, library services, technology, instructional materials, clerical, travel, increase textbook and food service fees, activities, student school year, professional development                                  |
| 227  | Holmes      |                  | 244.5                     |         | 1.00          |         | Music, FACS, grants, art, athletic events   |
| 228  | Holmes      |                  | 74.5                      |         | 0.00          |         | increase class size, HS and middle school educational programs, middle school exemplary programs (art, speech, drama, computer tech, foreign language, FACS, music, etc), HS elective classes, elementary school specials (art, music, PE, foreign language, computer tech, etc.) |
| 229  | Johnson     | Bingo Valley     | 20,320.3                  |         | 170.00        |         | increase class size, occupational development, technology, capital outlay   |
| 230  | Johnson     | Spring Hill      | 2,033.5                   |         | 10.00         |         | increase class size, occupational development, technology, capital outlay   |
| 231  | Johnson     | Garvey-Edgerton  | 4,367.5                   |         | 60.00         |         | increase class size, occupational development, technology, capital outlay   |
| 232  | Johnson     | D-840            | 6,217.0                   |         | 30.00         |         | increase class size, occupational development, technology, capital outlay   |
| 233  | Johnson     | Osage            | 25,542.1                  |         | 187.00        |         | increase class size, occupational development, technology, capital outlay   |
| 234  | Brownson    | Pt. Scott        | 1,892.3                   |         | 20.00         |         | increase class size, occupational development, technology, capital outlay   |
| 235  | Beecher     | Uniontown        | 431.5                     |         | 6.00          |         | increase class size, occupational development, technology, capital outlay   |
| 237  | South       | South Center     | 433.6                     |         | 3.00          |         | increase class size, occupational development, technology, capital outlay   |
| 239  | Orman       | North Orman Co.  | 620.5                     |         | 8.00          |         | increase class size, occupational development, technology, capital outlay   |
| 240  | Orman       | Twin Valley      | 607.5                     |         | 5.50          |         | increase class size, occupational development, technology, capital outlay   |
| 241  | Wallace     | Wallace          | 200.0                     |         | 3.00          |         | increase class size, occupational development, technology, capital outlay   |
| 242  | Wallace     | Wetzel           | 100.0                     |         | 4.50          |         | increase class size, occupational development, technology, capital outlay   |
| 243  | Coffey      | Lebo-Waverly     | 226.0                     |         | 10.00         |         | increase class size, occupational development, technology, capital outlay   |
| 244  | Osley       | Burlington       | 821.0                     |         | 10.00         |         | increase class size, occupational development, technology, capital outlay   |
| 245  | Coffey      | LeRoy-Cadley     | 246.5                     |         | 4.00          |         | increase class size, occupational development, technology, capital outlay   |
| 246  | Clawford    | Northwest        | 561.5                     |         | 10.00         |         | increase class size, occupational development, technology, capital outlay   |
| 247  | Clayford    | Charleston       | 637.0                     |         | 10.00         |         | increase class size, occupational development, technology, capital outlay   |
| 248  | Crawford    | Girard           | 1,007.0                   |         | 24.00         |         | increase class size, occupational development, technology, capital outlay   |
| 249  | Crawford    | Proctor          | 850.0                     |         | 8.00          |         | increase class size, occupational development, technology, capital outlay   |
| 250  | Crawford    | Proctor          | 2,710.1                   |         | 20.00         |         | increase class size, occupational development, technology, capital outlay   |
| 251  | Lyon        | North Lyon Co.   | 506.6                     |         | 14.00         |         | increase class size, occupational development, technology, capital outlay   |
| 252  | Lyon        | South Lyon Co.   | 493.8                     |         | 7.00          |         | increase class size, occupational development, technology, capital outlay   |
| 253  | Lyon        | Emporia          | 4,337.9                   |         | 41.63         |         | increase class size, occupational development, technology, capital outlay   |
| 254  | Barber      | Barber Co.       | 453.0                     |         | 3.00          |         | increase class size, occupational development, technology, capital outlay   |
| 255  | Barber      | South Barber Co. | 277.5                     |         | 2.00          |         | increase class size, occupational development, technology, capital outlay   |
| 256  | Allan       | Marmaton Valley  | 338.5                     |         | 8.00          |         | increase class size, occupational development, technology, capital outlay   |

988558 FTE\_Program\_Reductions\_for\_2010-11 source prod\_affiliate 80.26

| 1/12/2011 | Col 1       | Col 2           | Program Under Consideration for Reducing or Eliminating -- 2010-11 |        |   |
|-----------|-------------|-----------------|--|--------|---|
| USD#      | County Name | USD Name        | FTE Budget<br>(for MULT/VIBT)                                      |        |   |
| 2009-10   | 2010-11     | 2010-11         | FTE Positions  |        |   |
|           |             |                 | Reductions   |        |   |
| 257       | Allen       | Jola            | 1,303.7  | 19.00  | Building trades, alternative education, technology lab, photography, creative writing, driver's education, elementary art and music, PE, counseling services, increase class size   |
| 258       | Allen       | Rainbow44       | 574.0  | 8.00   | Reading, paraprofessionals, counseling, extracurricular activities  |
| 259       | Sedgewick   | Wichita         | 46,444.3   | 320.00 | 1 library services, transportation, elementary art, C-leads activities, transportation, elementary art, C-leads activities, paraprofessionals, counseling, security, maintenance, athletics, fine arts, after school programs, increase class size, field trips, all-day kindergarten, counseling, maintenance, fine arts, number of instructional days, parents as teachers, summer school, clerical, community use of facilities, professional development, technology, district publications, emergency plans program, block scheduling, paraprofessionals |
| 260       | Sedgewick   | Darby           | 6,330.7  | 60.00  | Schools, school resource services, summer school and recreational programs, after school tutoring, foreign language, methods, special education, athletics/activities, music, leadership academies, professional development transportation foreign language, methods, special education  |
| 261       | Sedgewick   | Hortonville     | 4,780.6  | 75.00  | reference rooms   |
| 262       | Sedgewick   | Valley Center   | 2,557.7  | 30.00  | Funding for technology, professional development, summer school, driver's education, athletics and activities, partnership with Wichita-based   |
| 263       | Sedgewick   | Mechanic        | 1,855.0  | 15.00  | Committees in Schools program, reduce four-year-old at-risk activities, at-risk activities, partnerships with Wichita-based   |
| 264       | Sedgewick   | Cherokee        | 1,275.4  | 15.00  | Parents as teachers, all-day kindergarten, five-year-old at-risk, IS services, maintenance, transportation, food services, counseling   |
| 265       | Sedgewick   | Ottawa          | 4,911.2  | 36.00  | Foreign language, after school, science   |
| 266       | Sedgewick   | Malvern         | 6,381.7  | 75.00  | Reading, paraprofessionals, counseling, maintenance, transportation, food services, athletics, music, leadership academies, professional development transportation foreign language, methods, special education  |
| 267       | Sedgewick   | Rearick         | 1,945.7  | 18.00  | Music, junior varsity athletics, golf, IS bowling, middle school athletics IS cross country and wrestling, advanced placement program, all-day kindergarten, reading/math specialists, paraprofessionals, Outdoors of the Mind program, Robotics program, Science Olympiad program, all-yearbook, library media services, music, art, foreign languages, computer applications  |
| 268       | Sedgewick   | Cherry          | 784.9  | 5.00   | Parents as teachers, professional activities, foreign language, all-day kindergarten, counseling services, fine arts  |
| 269       | Reynolds    | Palo            | 147.5  | 5.50   | Vocational preparation, counseling, clerical, combine attendance center   |
| 270       | Reynolds    | Plainsville     | 244.2  | 0.00   | Parents as teachers, summer school, softball/volleyball, cross country, tennis, communications technology, vocational agriculture, library services, counseling services, art   |
| 271       | Reynolds    | Stockton        | 218.0  | 10.00  | Every program that is not considered will be considered including the arts, vocational programs   |
| 272       | Missouri    | Waco            | 371.3  | 5.00   | All-day kindergarten, IS elective classes, counseling services  |
| 273       | Missouri    | Baldwin         | 746.9  | 0.00   | Covered by consolidation law  |
| 274       | Logan       | Oakley          | 413.4  | 5.00   | Nurses, K-8 art, elementary music, vocational programs, wood working, elementary PE, roller derby, forecasts, cross country, golf   |
| 275       | Logan       | Thompson        | 82.5   | 14.00  | Reductions would be catastrophic and likely close district  |
| 281       | Graves      | Graves County   | 372.5  | 7.00   | All-day kindergarten, counseling services, health insurance for paraprofessionals, elective programs (IS), elementary PE and music, increase  |
| 282       | Franklin    | Warren          | 337.2  | 2.00   | Elementary class size, athletic squads, roller derby, health insurance for paraprofessionals, elective programs (IS), elementary PE and music, increase   |
| 283       | Franklin    | Elk Valley      | 190.6  | 1.00   | Counseling, food services, clerical, library services, music, building  |
| 284       | Cherokee    | Cherokee County | 405.1  | 5.20   | Physical education, music, paraprofessionals  |
| 285       | Cherokee    | Cedar Vale      | 144.0  | 0.90   | Technology, counseling, maintenance, cross school day, four-day school week, transportation, PE track, softball, baseball, wrestling, middle school track and wrestling   |
| 286       | Cherokee    | Chattanooga     | 347.5  | 5.00   | All-day kindergarten, athletics, combine elementary classes, clerical, counseling services  |
| 287       | Franklin    | West Franklin   | 700.5  | 4.50   | After school and summer school programs, professional development, extracurricular activity tips for students   |
| 288       | Franklin    | Central Heights | 532.0  | 7.00   | Summer school, athletics, preschool, wrestling, golf, fitness, parents as teachers  |
| 289       | Franklin    | Wellsville      | 846.0  | 13.00  | Elementary music, art, PE, all-day kindergarten, vocational (IS and middle school electives, middle school athletics, sub-varsity athletics, wrestling, volleyball activities   |

| LSD# | County Name  | LSD Name        | Col 1                  |         | Col 2   |   |
|------|--------------|-----------------|------------------------|---------|---------|---|
|      |              |                 | FTE FTE (inc MILITARY) | 2006-10 | 2010-11 | FTE Positions   |
| 290  | Franklin     | Onawa           | 2,444.2                | 39.00   |         | All-day kindergarten, at-risk academic coaching, bilingual, building aides, transportation, elementary art, literature, technology, food service, physical education, health careers, health careers, health careers, health careers (middle and HS), language arts, technology, special education, career counseling, elementary classes, closing elementary building, connecting students to neighboring districts, discontinuing FACS, reducing vocational classes |
| 291  | Greene       | Girard          | 73.8                   | 2.00    |         | Conducting elementary classes, closing elementary building, connecting students to neighboring districts, discontinuing FACS, reducing vocational classes   |
| 292  | Greene       | Whitfield       | 102.0                  | 5.00    |         | Conducting elementary classes, closing elementary building, connecting students to neighboring districts, discontinuing FACS, reducing vocational classes   |
| 293  | Greene       | Quincy          | 266.5                  | 3.94    |         | Art, vocational agriculture, music, library services  |
| 294  | Greene       | Ohio            | 358.0                  | 6.00    |         | Art, elementary music and PE, instrumental arts   |
| 297  | Cherokee     | St. Francis     | 286.3                  | 3.00    |         | Music, art, counseling services, occupational education, industrial technology, library services, vocational agriculture, journalism, volleyball, basketball, baseball, wrestling, track, cheerleading  |
| 298  | Larain       | Larain          | 340.0                  | 5.00    |         | Music, art, counseling services, occupational education, industrial technology, library services, vocational agriculture, journalism, volleyball, basketball, baseball, wrestling, track, cheerleading  |
| 299  | Larain       | St. Vincent     | 139.5                  | 5.00    |         | Music, art, counseling services, occupational education, industrial technology, library services, vocational agriculture, journalism, volleyball, basketball, baseball, wrestling, track, cheerleading  |
| 300  | Comanche     | Comanche County | 317.0                  | 0.00    |         | Counseling services, driver's education   |
| 303  | Nowata       | Nowata          | 291.0                  | 3.00    |         | English, science, food services, computer, art, music, business, FACS, technical technology, vocational agriculture   |
| 305  | Seize        | Seize           | 7,050.5                | 75.00   |         | Business class and other all programs in the district   |
| 306  | Seize        | Seize           | 690.4                  | 9.00    |         | Vocational programs, art, music, PE, health, at-risk programs   |
| 307  | Saline       | Saline          | 468.0                  | 6.00    |         | Library services, art, instrumental arts, vocational agriculture, business, science, PE, math and fast forward, after school and summer school programs, athletics, food services, transportation, custodial services, occupational education, music, student activities  |
| 308  | Reno         | Nichols         | 4,661.7                | 37.00   |         | Services, occupational education, counseling services, FACS, music, art, all-day kindergarten, technology, day care center, school resource center, class art, library services, counseling services, student activities  |
| 309  | Reno         | Nichols         | 1,467.0                | 10.00   |         | Pre-professional, at-risk, library services, counseling services, career and technical education, music, art  |
| 310  | Reno         | Fairfield       | 305.1                  | 5.00    |         | After school and summer school programs, all-day kindergarten, pre-kindergarten, middle school sports, vocational programs  |
| 311  | Reno         | Presby          | 258.4                  | 7.35    |         | Vocational programs, HS activities, HS and middle school music, yearbook, elementary at-risk reading and math, library services, after school programs, family variety athletics (middle and HS), transportation, drama, fitness, school's bowl   |
| 312  | Reno         | Elvan           | 1,001.5                | 15.00   |         | Library services, wrestling, art, basketball and lunch, class attendance center, school's bowl, elementary art  |
| 313  | Reno         | Baker           | 2,145.5                | 27.00   |         | All-day kindergarten, counseling services, library services, music, elementary art, HS activities, health, language arts  |
| 314  | Thomas       | Brewster        | 98.0                   | 2.00    |         | Industrial arts, FACS   |
| 315  | Thomas       | Calby           | 219.1                  | 13.00   |         | Music, art, at-risk, special education, career and technical programs, reading, driver's education, counseling services, library services, technology, food services, transportation, maintenance, PE, Thomas County Academy  |
| 316  | Thomas       | Golden Plains   | 204.5                  | 3.00    |         | Parents as teachers, three-year-old preschool, elementary music and PE, library services, counseling services, vocational   |
| 320  | Pottawatomie | Wanage          | 1,305.0                | 14.00   |         | MAP test, after school programs, custodial field trips, professional development, technology, counseling services, music, robotics, at-risk, library services, instrumental music, food service, athletics, language arts, FACS, vocational agriculture, environmental activities, music, pre-professional, occupational education, instrumental music, maintenance, athletics, activities, at-risk, preschool, all-day kindergarten, vocational                      |
| 321  | Pottawatomie | Kaw Valley      | 1,124.9                | 25.00   |         | Pre-professional, occupational education, instrumental music, maintenance, athletics, activities, at-risk, preschool, all-day kindergarten, vocational  |
| 322  | Pottawatomie | Omaha           | 318.5                  | 10.00   |         | Pre-professional, occupational education, instrumental music, maintenance, athletics, activities, at-risk, preschool, all-day kindergarten, vocational  |
| 323  | Pottawatomie | Wetzelwood      | 845.1                  | 6.21    |         | Transportation, capital outlay, staff development, technology, music, after school and summer school programs, parents as teachers, adjust school   |
| 325  | Phillips     | Phillips        | 629.1                  | 4.00    |         | Year, maintenance, student activities   |
| 326  | Phillips     | Logan           | 180.5                  | 4.00    |         | Vocational music and agriculture, FACS, middle school reading, health, art, library services, combine elementary classes  |
| 327  | Ellsworth    | Ellsworth       | 625.0                  | 6.50    |         | Maintenance, reduce school week, environmental activities, clerical support program, art, music, combine elementary grades, pre-kindergarten, three-year-old program, at-risk, transportation, state health insurance   |
| 328  | Ellsworth    | Lamar           | 424.6                  | 3.00    |         | All-day kindergarten, reading, agriculture, increase class size, library services, athletics, at-risk program, professional development, food service, transportation, instructional supplies   |
| 329  | Wabasha      | Alton           | 473.7                  | 5.90    |         | Preschool, ITV dual credit classes, baseball, cross country, counseling services, athletics, vocational programs, elementary mathematics  |



| 11/12/20 | Col 1       | Col 2           | Col 3        |
|----------|-------------|-----------------|--------------|
| LSJ#     | County Name | USD Name        | FTE Position |
| 359      | Sumner      | Arapahoe        | 3.00         |
| 360      | Sumner      | Oldham          | 3.00         |
| 361      | Harper      | Anthony-Harper  | 12.00        |
| 362      | Linn        | Prarie View     | 13.00        |
| 363      | Finney      | Hickman         | 12.00        |
| 364      | Mitchell    | Manlyville      | 8.00         |
| 365      | Anderson    | Garnett         | 15.00        |
| 366      | Woodson     | Woodson         | 18.00        |
| 367      | Milam       | Osweston        | 12.00        |
| 368      | Milam       | Paula           | 25.00        |
| 369      | Harvey      | Barton          | 3.00         |
| 371      | Gray        | Montezuma       | 4.00         |
| 372      | Swearing    | Silver Lake     | 10.00        |
| 373      | Harvey      | Norton          | 40.00        |
| 374      | Franklin    | Sublette        | 3.00         |
| 375      | Bradley     | Circle          | 12.00        |
| 376      | Rice        | Stoddard        | 6.00         |
| 377      | Atchison    | Atchison County | 6.00         |
| 378      | Riley       | Riley County    | 11.00        |
| 379      | Clay        | Clay Center     | 18.00        |
| 380      | Marshall    | Vermilion       | 7.50         |
| 381      | Ford        | Spencer         | 5.00         |
| 382      | Ford        | Ford            | 22.00        |
| 383      | Riley       | Mountain        | 75.00        |
| 384      | Riley       | Blaine Valley   | 4.00         |
| 385      | Baker       | Adrian          | 40.00        |
| 386      | Greenwood   | Madison-Vergil  | 230.2        |
| 387      | Wilson      | Albion-Milroy   | 183.5        |
| 388      | Ellis       | Ellis           | 394.1        |
| 389      | Greenwood   | Frank           | 610.0        |

Program Under Consideration for Reducing or Eliminating - 2010-11  
 Para-professionals, clerical, food service, student insurance, insurance deductibles  
 Food service, reduce school work, art, individual technology, music, mathematics, science  
 At-risk program, FACS, increase class size  
 Elementary PE, elementary music, library services, vocational programs, FACS, golf, cross country, freshman sports, sub varsity sports, middle school sports/activities, non-athletic activities  
 Student organizations, connecting services, library services, technology, summer school, textbooks, art, business, vocational agriculture, elementary school, swimming, increase class size, PE  
 Alternative school, at-risk programs, non-athletic classes, art, music, athletics (Junior High & Business), field trips, golf, tennis, softball, baseball, tennis, swimming, computer replacement  
 Pre-school, all-day kindergarten, 12L, opera/connectivity, driver's education, after school and summer school programs, cross country, golf, K-12 art, 12th grade, all-day kindergarten, middle school athletics, weekly parents at teachers, library services, summer school, summer school, reduce instructional days, elementary art, science, PE, computers, increase elementary class size, class attendance center, all-day kindergarten transportation, student/food service bus, child-minding, culinary arts, music, counseling, maintenance areas, counseling services, clerical, staff reduction  
 Transportation, vocational programs, junior varsity construction, pre-kindergarten, all-day kindergarten, all elective courses  
 Connecting services, after school and summer programs, elementary art, all-day kindergarten  
 Building trades program, Virtual Proactive Computer Literacy Learning Program, clerical, elective courses, increase class size, administrative and instructional supplies, para-professionals, transportation, athletic activities, athletics, summer school  
 Elementary transportation, athletic/academic teams, vocal ensembles, wood shop/welding, district in-service activities  
 Parents as teachers, online programs, field trips (curriculum based instruction), staff development, textbooks, art, journalism, choir  
 K-12 art, 12th grade, golf, wrestling  
 Elementary art, music, preschool, middle school art, after school (art), summer school, parents as teachers, middle school and freshman athletics  
 Counseling services, transportation, technology, athletics, clerical, food service, student and lunch bus, instructional materials, professional development, FACS, elementary art, counseling services, preschool, food service, four-day school week, combline classes, Forensics, debate, media courses, music, library services  
 Parents as teachers, all-day kindergarten, industrial arts, FACS, business technology, elementary art, music, counseling services, PE, art, library services, athletics, transportation, technology  
 Vocational, reading recovery programs, summer school, professional development, chess/attendance teams, golf, track and field  
 Field trips, music, athletics, student organizations, driver's education, para-professionals, scholar's bowl, chess/attendance teams, elementary vocal, before and after school programs, sports, professional development  
 Media, FACS, technology, counseling services, music, Freshman athletics, middle school art and technology, class attendance center  
 Non-core programs  
 Parents as teachers, reading recovery, one-half of FACS, combline grades 1-4, maintenance and grounds program, (1) bus and (1) bus route, maintenance at home football games  
 Instructional materials all programs, athletics, medical activities, support services  
 Student support services, elective classes  
 Student organizations, FACS, music, PE  
 Scholar's bowl, Forensics, student organizations, golf, cross country, summer school, driver's education, chess/attendance, athletics, art, PE  
 Journalism, student activities  
 Art, technology, vocal/drama (15), transportation, all-day kindergarten, increase elementary class sizes

| 1/12/20 | Col 1       | Col 2         | Col 3                                  |
|---------|-------------|---------------|--|
| USDW    | County Name | USD Name      | 2009-10 FTE Equivalent (See MIL TVIRT) |
| 390     | Greenwood   | Hamshire      | 93.5                                   |
| 392     | Osborne     | Osborne       | 311.9                                  |
| 393     | Deshazo     | Sevier        | 172.0                                  |
| 394     | Baylor      | Rose Hill     | 1,727.6                                |
| 395     | Paulk       | LaCrosse      | 294.5                                  |
| 396     | Baylor      | Douglas       | 748.3                                  |
| 397     | Warren      | Conner        | 741.0                                  |
| 398     | Marion      | Peabody-Bears | 325.9                                  |
| 399     | Russell     | Paradee       | 125.4                                  |
| 400     | McPherson   | Sevier Valley | 977.7                                  |
| 401     | Rice        | Chase         | 139.5                                  |
| 402     | Baylor      | Augusta       | 2,180.5                                |
| 403     | Paulk       | Osborne       | 177.0                                  |
| 404     | Cherokee    | Riverston     | 796.0                                  |
| 405     | Rice        | Lynch         | 800.7                                  |
| 406     | Douglas     | Wellston      | 411.0                                  |
| 407     | Russell     | Russell       | 949.5                                  |
| 408     | Marion      | Marion        | 279.3                                  |
| 409     | Alchison    | Alchison      | 1,722.1                                |
| 410     | Marion      | Duane-Hills   | 577.3                                  |
| 411     | Marion      | Greene        | 257.5                                  |
| 412     | Sheridan    | Harce         | 218.0                                  |
| 413     | Nemaha      | Cherokee      | 3,818.6                                |
| 415     | Bryant      | Haven         | 827.4                                  |
| 416     | Miami       | Louisburg     | 1,676.0                                |
| 417     | Marion      | Marion County | 750.9                                  |
| 418     | McPherson   | McPherson     | 2,262.3                                |
| 419     | McPherson   | Chase-Galva   | 374.0                                  |
| 420     | Ozark       | Ozark City    | 644.3                                  |
| 421     | Ozark       | Lynch         | 427.0                                  |
| 422     | Keosauqua   | Greenbush     | 206.0                                  |

988554 989554KSOE-FTE\_Program\_Reductions\_for\_2010-11 source prof\_affiliate 80.xls 5P0033.xls

| USD# | County Name | USD Name          | 2009-10 FTE Enroll (Inc MLE/VERT) | 2010-11 FTE Enroll | FTE Reduction | Col 7  |
|------|-------------|-------------------|-----------------------------------|--------------------|---------------|--|
| 423  | McPherson   | Manchik           | 418.0                             | 7.74               | 7.74          | Programs Under Consideration for Reduction of Enrolling - 2010-11  |
| 424  | Leavenworth | Medianna          | 231.4                             | 4.00               | 4.00          | All-day kindergarten, FACS, drafting/woodworking, vocational organizations, cheerleading, drama, scholar's level, debate, forensics, middle school activities/activities   |
| 426  | Republic    | Flax Valley       | 248.0                             | 3.50               | 3.50          | FACS, art, vocational organizations, counseling services   |
| 428  | Berks       | Great Bend        | 3,049.8                           | 33.00              | 33.00         | Increase class size, block scheduling, learning programs, after school program, field trips, technology, professional development, textbooks   |
| 429  | Douglas     | Troy              | 348.5                             | 5.00               | 5.00          | Combine elementary classes and increase class sizes  |
| 430  | Brown       | Brown County      | 617.2                             | 9.00               | 9.00          | College classes, remedial programs (FACS, reading, math), after school program, advanced cheerleading, drill team, music, art, drama, speech   |
| 431  | Barber      | Highington        | 622.5                             | 7.00               | 7.00          | Knowledge level, summer school, enrichment, transportation   |
| 432  | Ellis       | Victoria          | 2,568.0                           | 4.00               | 4.00          | Middle and HS electives, fine arts, non-curricular activities, after school and summer school programs   |
| 434  | Osage       | Santa Fe          | 1,061.5                           | 20.00              | 20.00         | All-day kindergarten, preschool, FACS, music, field trips, teachers' education centers, teacher variety activities   |
| 435  | Dickinson   | Albion            | 1,534.6                           | 18.10              | 18.10         | Summer school year (transportation, paraprofessionals, clerical, music, food service, extended, athletic) transportation, activities, junior high activities, close attendance center and increase class size  |
| 436  | Montgomery  | Casey             | 828.6                             | 10.50              | 10.50         | Focus on teachers, after school programs, character education program, vocational, increase class size, HS and middle school electives   |
| 437  | Strom       | Ashwa Washburn    | 5,412.0                           | 238.00             | 238.00        | Preschool, all-day kindergarten, clerical, counseling, elementary PE and music, HS music, PE, driver's education, paraprofessionals, wood shop/construction, FACS vocational agriculture, art, music, library services, computer classes, technology, counseling services  |
| 438  | Frank       | Skyline           | 342.5                             | 3.00               | 3.00          | Reduce/eliminate non-essential programs, transportation  |
| 439  | Harvey      | Sedgwick          | 554.5                             | 9.00               | 9.00          | Consider cutting non-essential programs, library support staff & gifted support staff  |
| 440  | Harvey      | Hillman           | 783.6                             | 11.50              | 11.50         | All-day kindergarten, media services, counseling, paraprofessionals (part-time program), athletic care and reduce JV activities (eliminate events), coaches & activity transportation, reduce school cross country, increase participation fees, HS language arts, classroom art, elementary visual arts, gifted, maintenance, two-hour HS AD periods  |
| 441  | Neosho      | Subotta           | 926.6                             | 9.00               | 9.00          | Individual art, music, art, curricula, Spanish, reading recovery, community use of facilities, pay to play, field trips, activities, student activities, professional development, instructional materials, block scheduling, textbooks  |
| 442  | Neosho      | Neosho Valley     | 439.3                             | 6.00               | 6.00          | After school and summer school programs, reading, field trips, junior high music, 8-hour athletics, music  |
| 443  | Ford        | Dodge City        | 5,832.1                           | 60.00              | 60.00         | Summer school, professional development, all-day kindergarten, increased class size, maintenance, athletics, activities  |
| 444  | Platte      | Little River      | 320.0                             | 3.00               | 3.00          | All-day kindergarten, extended pre-school, elementary art, music, PE, library services   |
| 445  | Montgomery  | Collyville        | 1,216.0                           | 32.00              | 32.00         | Reading program, after school program, preschool, field trips, middle school activities, social worker program, School Community Connection program, staff development, instructional materials, maintenance   |
| 446  | Montgomery  | Independence      | 1,240.2                           | 24.50              | 24.50         | Summer school, Character/Ability, textbook rotation, transportation, increase class size   |
| 447  | Montgomery  | Cherryvale        | 887.2                             | 10.00              | 10.00         | Extracurricular activities (gymnastics, chess, debate, forensics, sports, scholar's level), English/language arts, science, social science, fine arts, PE  |
| 448  | McPherson   | Ingan             | 456.0                             | 4.00               | 4.00          | Music programs, after school and summer school programs, musical programs, after school day, transportation  |
| 449  | Leavenworth | Sharon            | 699.3                             | 12.00              | 12.00         | Professional development, early intervention program, elective classes<br>Art, music, counseling services, present to teachers, staff development, in-class programs, increase elementary class size, close attendance center, library services, special education, language arts math, advanced placement and college dual-credit classes<br>Athletic, curricula, driver's education, library services, counseling services, non-curricular activities, increase class size, instructional supplies, maintenance, elementary and middle school elective classes, number of instructional days, non-instructional materials, professional development, digital summer school, transportation |
| 450  | Shawnee     | Shawnee Heights   | 3,003.3                           | 25.00              | 25.00         | Development, digital summer school, transportation   |
| 451  | Neosho      | B & B             | 186.5                             | 5.00               | 5.00          | Combine elementary classrooms, art   |
| 452  | Shawnee     | Sharon County     | 463.0                             | 5.00               | 5.00          | Close attendance center  |
| 453  | Leavenworth | Leavenworth       | 3,877.0                           | 37.00              | 37.00         | Professional development, present to teachers, activities  |
| 454  | Osage       | Barber            | 317.0                             | 3.00               | 3.00          | Transportation, curricula, clerical, textbooks, instructional supplies, paraprofessionals  |
| 456  | Ottawa      | Marion Des Cygnes | 263.0                             | 6.00               | 6.00          | All-day kindergarten, MATHS, reading recovery alternative/extended curriculum, credit recovery, alternative education, field trips   |



| ISD# | County Name | USD Name            | Col 1                      |                                 | Col 2                      |   |
|------|-------------|---------------------|----------------------------|---------------------------------|----------------------------|---|
|      |             |                     | 2009-10 FTE (inc MIL/TPRT) | 2010-11 FTE Position Reductions | 2009-10 FTE (inc MIL/TPRT) | 2010-11 FTE Position Reductions   |
| 457  | Finney      | Garden City         | 6,994.3                    |                                 | 55.00                      | Counseling services, career, increase class size, paraprofessionals, school resource services, clerical, maintenance, equipment/machinery, parents as teachers, Yearbook, all-day kindergarten, at-risk reading, standard classes, middle school athletics, vocational, elementary art.   |
| 458  | Larimer     | Shawnee-Jarvis      | 2,131.5                    |                                 | 12.00                      | HS and middle school classes  |
| 459  | Ford        | Blackburn-Blackburn | 244.7                      |                                 | 6.00                       | Reduce school year and lengthen school day, social work, textbooks, technology  |
| 460  | Harrison    | Harrison            | 812.1                      |                                 | 8.00                       | Elementary and middle school art, counseling services, library services, FACS, health services, career, middle school athletics, clerical, vocational, field trips, professional development, all-day kindergarten, technology, junior varsity athletics, business  |
| 461  | Wilson      | Newark              | 718.2                      |                                 | 3.00                       | Middle and HS physical art, wrestling, basketball/softball (middle and HS)  |
| 462  | Crowley     | Central             | 247.0                      |                                 | 6.00                       | Underworld art, vocational agriculture, 8-12 art, FACS, library/media, computer applications/accounting/business, elementary reading and PE   |
| 463  | Crowley     | Udall               | 344.0                      |                                 | 8.00                       | Agribusiness, after school and summer school programs, art, yearbook, athletics, occupational reading program   |
| 464  | Larimer     | Larimer             | 1,860.8                    |                                 | 10.00                      | Food services, transportation, counseling, paraprofessionals, increase class size   |
| 465  | Crowley     | Winfield            | 2,259.9                    |                                 | 24.00                      | Alternative high school, counseling services, middle school classes, driver's education, summer school, Project Lead the Way program, Summer school/activities, drug testing, Success Center, library services, counseling services, elementary art, music, PE, after school program, reduce school year, textbooks, athletics, activity travel, professional development |
| 466  | Scott       | Scott County        | 869.7                      |                                 | 15.00                      | Vocational, library services, all-day kindergarten, baseball, field trips, transportation, clerical, custodial, maintenance, increase class size  |
| 467  | Wichita     | Udell               | 426.5                      |                                 | 6.50                       | Blacks, PE, bookends  |
| 468  | Lane        | Rushly              | 94.5                       |                                 | 15.00                      | Parents as teachers, English second language, C-ross athletics, PE, professional development  |
| 469  | Larimer     | Larimer             | 2,502.2                    |                                 | 21.00                      | Counselor, transportation, clerical, at-risk, after school programs, anti-bullying, health/wellness, professional development, athletics, student activities, textbooks, instructional materials, advanced placement/accelerated programs, technology, health insurance   |
| 470  | Crowley     | Adams City          | 2,639.1                    |                                 | 15.00                      | Summer school, driver's education, fitness of teachers, extracurricular activities, athletics, technology, library services   |
| 471  | Crowley     | Dexter              | 152.0                      |                                 | 3.00                       | Alternative school, transportation  |
| 472  | Dickinson   | Chapman             | 967.2                      |                                 | 2.00                       | Crut county, volleyball, football, basketball, track, distance learning, transportation, school bus, raising lunch prices   |
| 473  | Clatsop     | Harrison            | 141.8                      |                                 | 8.00                       | After school programs, business, field trips, student learning experiences, transportation, professional development  |
| 474  | Clatsop     | Clatsop             | 7,507.0                    |                                 | 140.00                     | Transportation, all-day kindergarten, pre-kindergarten, junior varsity extracurricular  |
| 475  | Grant       | Jernstedt           | 101.0                      |                                 | 2.00                       | Behavioral arts, four-year-old at-risk, kindergarten, after school and summer school programs   |
| 476  | Grant       | Clatsop             | 101.0                      |                                 | 2.00                       | Child, middle school operations, high school cheerleaders, driver's education, libraries, half-day kindergarten, parents as teachers, middle school teacher   |
| 477  | Grant       | Grant               | 279.0                      |                                 | 4.00                       | Dual language, school resource officer, Community Learning Center, after school and summer school programs, alternative school, transportation, insurance, science fair, retail group learning, instructional coaches, advanced placement classes, local formative testing, preschool   |
| 480  | Seward      | Liberal             | 4,375.0                    |                                 | 75.00                      | Preschool, all-day kindergarten, custodial, clerical, food service, library services, at-risk, technology, transportation, music, junior high athletics, transfer of instructional drugs, counseling services, after school programs, parents as teachers, driver's education   |
| 481  | Dickinson   | Rural Vista         | 413.0                      |                                 | 6.50                       | Increase elementary class size, parents as teachers, art, band, FACS  |
| 482  | Lane        | Dighton             | 244.5                      |                                 | 4.00                       | All-day kindergarten, after school and summer programs, activity room transportation, driver's education, student's board, forensics, student learning, vocational programs, professional development, job-varsity or middle school athletics, level-appropriate elective disciplines   |
| 483  | Seward      | Klamath-Pickens     | 725.0                      |                                 | 5.00                       | Reading recovery, at-risk, drama, English, forensics, social studies, library services, cross country, golf, combine elementary classes   |
| 484  | Wagon       | Fredonia            | 732.1                      |                                 | 21.00                      | Transportation, technology, transportation, textbook/instructional equipment, summer school, elective classes   |
| 485  | DeWitt      | Elwood              | 303.3                      |                                 | 4.00                       | Elementary art, counseling services, behavior school and summer school programs, alternative school, junior varsity athletics, music, increase class size   |
| 487  | Dickinson   | Hermiston           | 506.1                      |                                 | 9.00                       | Before/after/summer school programs, media services, music, PE, parents as teachers, summer driver's education, food service, clerical, maintenance, technology, custodial  |

989558CODE- FTE\_Program\_Reductions\_for\_2010-11 source prod\_affiliate 80.64

989558

3F0093.xls

| USD#   | County Name | USD Name            | Col 1<br>2009-10<br>FTE Filled<br>(inc MILITARY) | Col 2<br>2010-11<br>FTE Positions<br>Reductions | Description   |
|--------|-------------|---------------------|--|---|---|
| 488    | Marshall    | Asenal              | 295.0  | 7.00  | Programs Under Consideration for Reducing or Eliminating - 2010-11<br>Quilting elementary classes, technology, field trips, textbooks/instructional materials, professional development, junior variety activities, compressed schedule   |
| 489    | Elia        | Hoyt                | 2,441.8  | 24.00   | All-day kindergarten, transportation, block scheduling, class attendance centers, health services, health services, food safety, technology, food safety, year-old at-risk, community use of facilities, music, non-athletic extracurricular activities, athletic PE, library services, counseling services, career, PAC, business, industrial technology, foreign language, four-day school week, second year school day/year, MAP testing, district school resource services, safety education, music, driver's education, summer school, instruments, all-day kindergarten, extracurricular activities, athletics, field trips/library services, remedial, elementary art, professional development, clerical, maintenance, technology, community programs |
| 490    | Boulder     | El Dorado           | 1,994.6  | 14.00   | Class only all-day kindergarten, math, science, language arts, social studies, increase class size, ordinary art, health center, science, graphic design, printing, middle school reading program, maintenance, middle school activities, reduce school day/year, instructional technology (middle and HS), yearbook (middle and HS), textbook/computer application type centers, HS newspaper, elective PE   |
| 491    | Douglas     | Baldern             | 1,453.7  | 13.90   | Alternative/recovery recovery, counseling services, after school and summer school programs, driver's education   |
| 492    | Boulder     | Fitshiller          | 284.5  | 8.00  | All-day kindergarten, library services, art, maintenance, music, athletics, increase class size   |
| 493    | Cherokee    | Conanum             | 1,113.8  | 12.00   | Paraprofessionals, elective programs, at-risk, golf, athletics, class attendance centers, four-day school week, combine elementary classes, transportation, instructional supplies, textbooks   |
| 494    | Hopkinton   | Syracuse            | 490.3  | 5.00  | Library services, counseling services, music, technology, instructional support, transportation, maintenance, increase class size, athletics, fine arts, activity programs, classes of attendance centers   |
| 495    | Payson      | Fr. Leland          | 846.0  | 8.00  | Art, PACS, Spanish, music, athletics, vocational opportunities  |
| 496    | Payson      | Payson Heights      | 150.1  | 0.00  | Driver's education, science and other school programs, art, activities, band, choir, foreign language (Chinese or Spanish), PAC, business, paraprofessionals, elective programs, at-risk, golf, athletics, class attendance centers, four-day school week, combine elementary classes   |
| 497    | Douglas     | Layman              | 10,668.9   | 94.00   | Libraries, counseling services, music, technology, instructional support, transportation, maintenance, increase class size, athletics, fine arts, activity programs, classes of attendance centers  |
| 498    | Marshall    | Valley Heights      | 366.5  | 10.00   | Music, drama, athletics, vocational opportunities   |
| 499    | Cherokee    | Galena              | 736.5  | 10.00   | Driver's education, science and other school programs, art, activities, band, choir, foreign language (Chinese or Spanish), PAC, business, paraprofessionals, elective programs, at-risk, golf, athletics, class attendance centers, four-day school week, combine elementary classes   |
| 500    | Wyandotte   | Kansas City         | 18,541.7   | 193.00  | Substituted art, health media, counseling services  |
| 501    | Shawnee     | Topeka              | 13,292.0   | 195.00  | Technology, one-of-a-kind travel, instructional and non-instructional supplies, clerical, LATS/Walkers Tech (vocational), professional development, wellness, school safety, maintenance, increases, transportation, class attendance centers, remedial, counseling services, social  |
| 502    | Edwards     | Lehigh              | 169.0  | 2.00  | work, block scheduling, PE to play athletics, health services, paraprofessionals, music   |
| 503    | Labette     | Parsons             | 1,210.7  | 12.00   | Robotics, welding, auto mechanics, CAD, computer, PACS, music, art, counseling services, parents in schools   |
| 504    | Labette     | Overport            | 465.0  | 8.00  | Elementary counseling, farm-visit teams, PAC, class Y advanced computer services, industrial technology, art  |
| 505    | Labette     | Cherokee - St. Paul | 487.6  | 8.00  | After school and summer school programs, PAC, substitute, extracurricular activities, clerical, paraprofessionals, custodial, food service  |
| 506    | Labette     | Labette County      | 1,607.4  | 10.00   | Counseling services, food services, paraprofessionals, student insurance, health/physical, transportation   |
| 507    | Haskell     | Subawa              | 329.5  | 4.00  | transportation supplies, clerical, custodial  |
| 508    | Cherokee    | Buckner Springs     | 922.0  | 2.00  | After school and summer school, food services, paraprofessionals, student insurance, health/physical, transportation  |
| 509    | Stearns     | South Haven         | 222.0  | 2.00  | transportation, also credit centers   |
| 510    | Hunter      | Abian               | 139.0  | 2.00  | Parents as teachers, paraprofessionals, parents, paraprofessionals  |
| 511    | Johnson     | Shawnee Mission     | 26,539.6   | 197.00  | Parents as teachers, art, activities  |
| TOTALS |             |                     | 454,261.8  | 5,097.10  | Non-considered programs, increase class size  |